



POINT EDWARD POLICE SERVICES BOARD
Detachment Commander C.C. (CHRIS) AVERY

September
and October
2022 POINT
EDWARD

CALLS FOR SERVICE BILLING WORKGROUPS



Drugs Includes trafficking, production, and importation of drugs including marihuana, cocaine, heroin, crystal meth or other controlled substances. It also includes occurrences related to indoor/outdoor grow labs.

Drug Possession Includes all occurrences where the most serious violation is possession of marihuana, cocaine, heroin, crystal meth or other controlled substance. It also includes other minor drug related offences.

Operational calls for service are non-criminal events that police attend to. These include animal complaints, non-criminal domestic disturbances, missing persons, noise complaints, property – lost or found, sudden deaths, and assist public calls.

Operational 2 Includes false alarms, keep the peace and 911 calls/911 hang-ups. Due to the higher frequency of these calls, they have been separated out from the 'Operational' category and allocated a lower time standard. Traffic incidents are excluded.

Other Criminal Code Violations The majority of offences counted in the Other Criminal Code Offences group are criminal offences that are not directed to people or related to property. It is similar to the group that Statistics Canada uses when reporting 'Other Criminal Code'. These include prostitution, offensive weapons, bail violations, counterfeiting, disturb the peace, indecent acts, breach of probation, and bribery.

Property Crime Violations This category is similar to the group that Statistics Canada uses when reporting 'Property Crimes'. These include arson, break and enter, theft, possession of stolen goods, mischief, identity theft, and some frauds.

Statutes & Acts Includes provincial statutes, primarily the Mental Health Act, Landlord Tenant Act and Trespass to property offences. It also includes custody dispute calls.

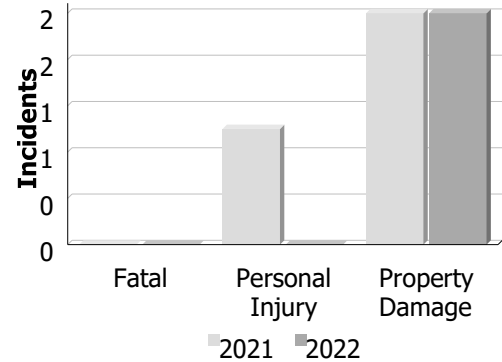
Traffic Includes motor vehicle collisions of all severities (property damage, personal injury and fatalities) and road rage incidents reported to police.

Violent Crimes The majority of offences counted in the Violent Crimes group are crimes against persons. This category is similar to the group that Statistics Canada uses when reporting 'Violent Crimes'. These include homicides, attempted murders, assaults, threats and robberies.

Police Services Board Report for Point Edward OPP
Collision Reporting System
September – 2022

Motor Vehicle Collisions by Type

Incidents	September			Year to Date - September		
	2021	2022	% Change	2021	2022	% Change
Fatal	0	0	--	0	0	--
Personal Injury	1	0	-100.0%	1	1	0.0%
Property Damage	2	2	0.0%	15	8	-46.7%
Total	3	2	-33.3%	16	9	-43.8%



Fatalities in Detachment Area

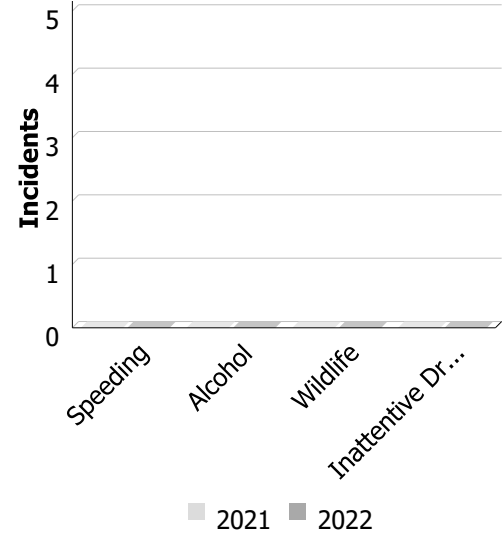
Incidents		September			Year to Date - September		
		2021	2022	% Change	2021	2022	% Change
Motor Vehicle Collision	Fatal Incidents	0	0	--	0	0	--
	Alcohol Related	0	0	--	0	0	--
Off-Road Vehicle	Fatal Incidents	0	0	--	0	0	--
	Alcohol Related	0	0	--	0	0	--
Motorized Snow Vehicle	Fatal Incidents	0	0	--	0	0	--
	Alcohol Related	0	0	--	0	0	--

Persons Killed	September			Year to Date - September		
	2021	2022	% Change	2021	2022	% Change
Motor Vehicle Collision	0	0	--	0	0	--
Off-Road Vehicle	0	0	--	0	0	--
Motorized Snow Vehicle	0	0	--	0	0	--

Police Services Board Report for Point Edward OPP
Collision Reporting System
September – 2022

Primary Causal Factors in Fatal Motor Vehicle Collisions

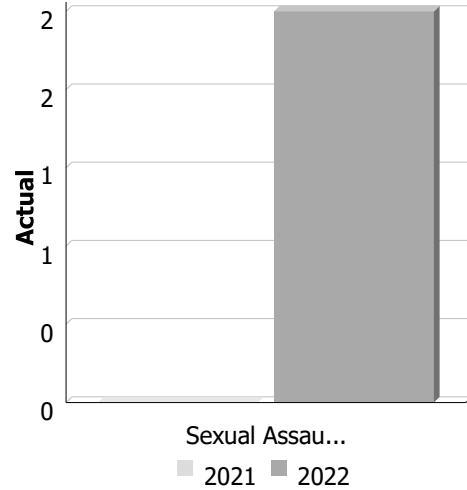
Incidents	September			Year to Date - September		
	2021	2022	% Change	2021	2022	% Change
Speeding as a contributing factor	0	0	0	0	0	0
Where alcohol is involved	0	0	0	0	0	0
Wildlife as a contributing factor	0	0	0	0	0	0
Inattentive driver as a contributing factor	0	0	0	0	0	0
Persons Killed	September			Year to Date - September		
	2021	2022	% Change	2021	2022	% Change
Seatbelt as a contributing factor	0	0	0	0	0	0



Police Services Board Report for Point Edward OPP
Records Management System
September – 2022

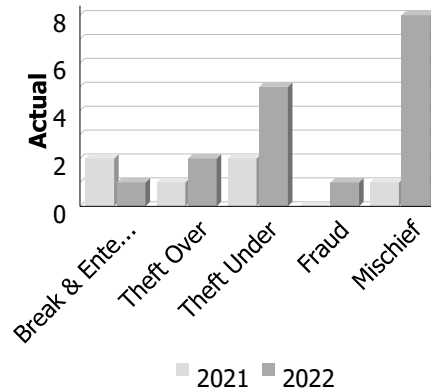
Violent Crime

Actual	September			Year to Date - September		
	2021	2022	% Change	2021	2022	% Change
Murder	0	0	--	0	0	--
Other Offences Causing Death	0	0	--	0	0	--
Attempted Murder	0	0	--	0	0	--
Sexual Assault	0	2	--	1	2	100.0%
Assault	0	0	--	10	10	0.0%
Abduction	0	0	--	0	0	--
Robbery	0	0	--	0	0	--
Other Crimes Against a Person	0	0	--	2	2	0.0%
Total	0	2	--	13	14	7.7%



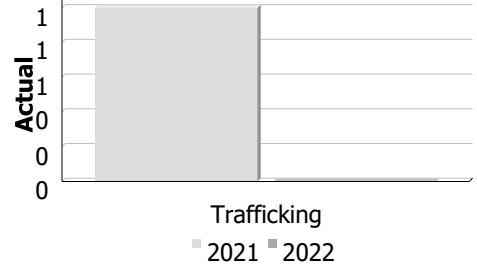
Property Crime

Actual	September			Year to Date - September		
	2021	2022	% Change	2021	2022	% Change
Arson	0	0	--	2	0	-100.0%
Break & Enter	2	1	-50.0%	14	10	-28.6%
Theft Over	1	2	100.0%	8	6	-25.0%
Theft Under	2	5	150.0%	29	31	6.9%
Have Stolen Goods	0	0	--	1	0	-100.0%
Fraud	0	1	--	4	5	25.0%
Mischief	1	8	700.0%	19	15	-21.1%
Total	6	17	183.3%	77	67	-13.0%



Drug Crime

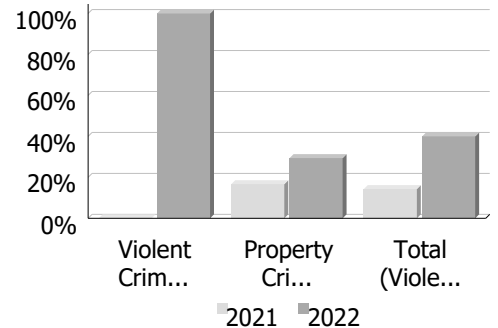
Actual	September			Year to Date - September		
	2021	2022	% Change	2021	2022	% Change
Possession	0	0	--	1	1	0.0%
Trafficking	1	0	-100.0%	3	0	-100.0%
Importation and Production	0	0	--	0	0	--
Total	1	0	-100.0%	4	1	-75.0%



Police Services Board Report for Point Edward OPP
Records Management System
September – 2022

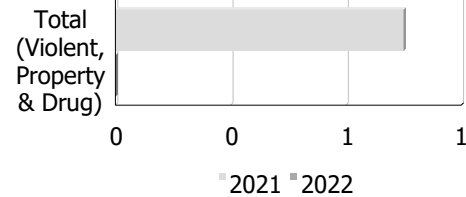
Clearance Rate

Clearance Rate	September			Year to Date - September		
	2021	2022	Difference	2021	2022	Difference
Violent Crime	--	100.0%	--	46.2%	42.9%	-3.3%
Property Crime	16.7%	29.4%	12.7%	7.8%	10.4%	2.7%
Drug Crime	0.0%	--	--	25.0%	100.0%	75.0%
Total (Violent, Property & Drug)	14.3%	40.0%	25.7%	13.8%	18.1%	4.2%



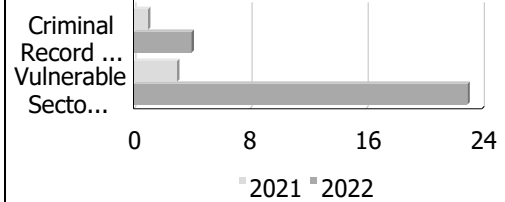
Unfounded

Unfounded	September			Year to Date - September		
	2021	2022	% Change	2021	2022	% Change
Total (Violent, Property & Drug)	1	0	-100.0%	7	3	-57.1%



Criminal Record & Vulnerable Sector Screening Checks

Actual	September			Year to Date - September		
	2021	2022	% Change	2021	2022	% Change
Criminal Record Checks	1	4	300.0%	5	18	260.0%
Vulnerable Sector Screening Checks	3	23	666.7%	29	83	186.2%



Police Services Board Report for Point Edward OPP 2022/Sep

Public Complaints	
Policy	0
Service	0
Conduct	0

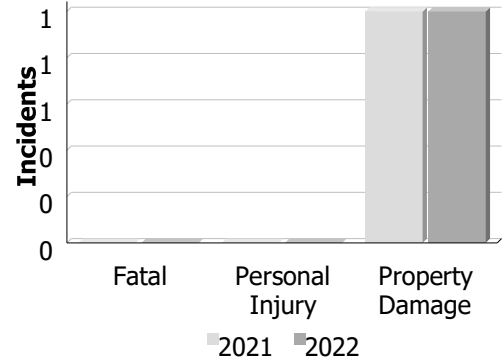
Secondary Employment

Daily Activity Reporting Patrol Hours	
Total Hours	2022/Sep
Number of Cruiser Patrol Hours	19.75
Number of Motorcycle Patrol Hours	0.00
Number of Marine Patrol Hours	2.00
Number of ATV Patrol Hours	0.00
Number of Snowmobile Patrol Hours	0.00
Number of Bicycle Patrol Hours	0.00
Number of Foot Patrol Hours	13.25
Number of School Patrol Hours	0.00

Police Services Board Report for Point Edward OPP
Collision Reporting System
October – 2022

Motor Vehicle Collisions by Type

Incidents	October			Year to Date - October		
	2021	2022	% Change	2021	2022	% Change
Fatal	0	0	--	0	0	--
Personal Injury	0	0	--	1	1	0.0%
Property Damage	1	1	0.0%	16	9	-43.8%
Total	1	1	0.0%	17	10	-41.2%



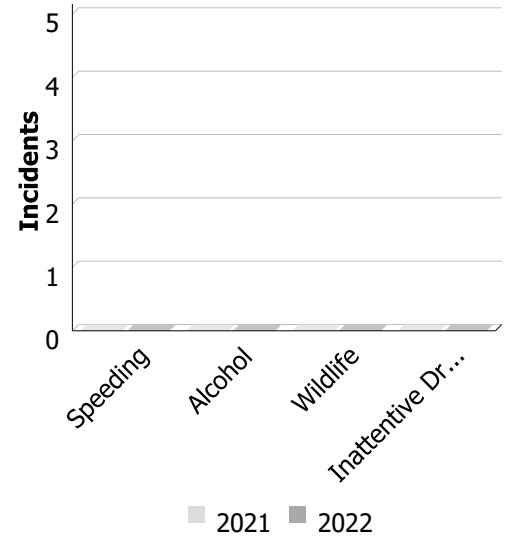
Fatalities in Detachment Area

Incidents		October			Year to Date - October		
		2021	2022	% Change	2021	2022	% Change
Motor Vehicle Collision	Fatal Incidents	0	0	--	0	0	--
	Alcohol Related	0	0	--	0	0	--
Off-Road Vehicle	Fatal Incidents	0	0	--	0	0	--
	Alcohol Related	0	0	--	0	0	--
Motorized Snow Vehicle	Fatal Incidents	0	0	--	0	0	--
	Alcohol Related	0	0	--	0	0	--
Persons Killed		October			Year to Date - October		
		2021	2022	% Change	2021	2022	% Change
Motor Vehicle Collision		0	0	--	0	0	--
Off-Road Vehicle		0	0	--	0	0	--
Motorized Snow Vehicle		0	0	--	0	0	--

Police Services Board Report for Point Edward OPP
Collision Reporting System
October – 2022

Primary Causal Factors in Fatal Motor Vehicle Collisions

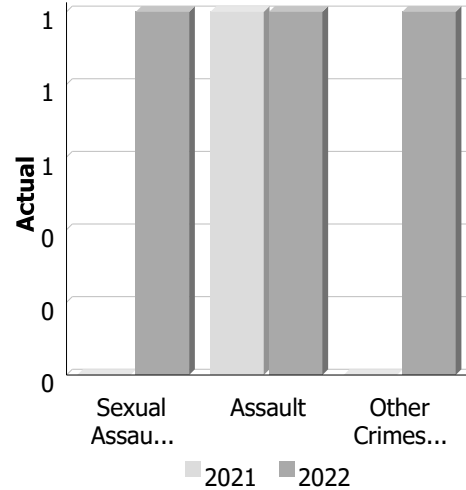
Incidents	October			Year to Date - October		
	2021	2022	% Change	2021	2022	% Change
Speeding as a contributing factor	0	0	0	0	0	0
Where alcohol is involved	0	0	0	0	0	0
Wildlife as a contributing factor	0	0	0	0	0	0
Inattentive driver as a contributing factor	0	0	0	0	0	0
Persons Killed	October			Year to Date - October		
	2021	2022	% Change	2021	2022	% Change
Seatbelt as a contributing factor	0	0	0	0	0	0



Police Services Board Report for Point Edward OPP
Records Management System
October – 2022

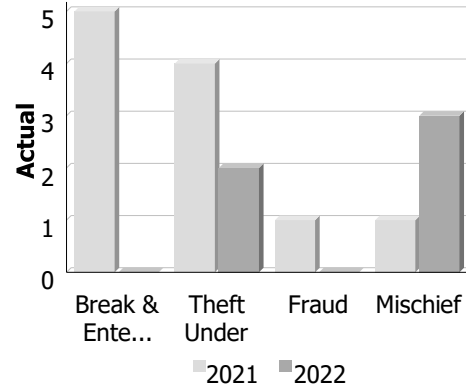
Violent Crime

Actual	October			Year to Date - October		
	2021	2022	% Change	2021	2022	% Change
Murder	0	0	--	0	0	--
Other Offences Causing Death	0	0	--	0	0	--
Attempted Murder	0	0	--	0	0	--
Sexual Assault	0	1	--	1	3	200.0%
Assault	1	1	0.0%	11	11	0.0%
Abduction	0	0	--	0	0	--
Robbery	0	0	--	0	0	--
Other Crimes Against a Person	0	1	--	2	3	50.0%
Total	1	3	200.0%	14	17	21.4%



Property Crime

Actual	October			Year to Date - October		
	2021	2022	% Change	2021	2022	% Change
Arson	0	0	--	2	0	-100.0%
Break & Enter	5	0	-100.0%	19	10	-47.4%
Theft Over	0	0	--	8	6	-25.0%
Theft Under	4	2	-50.0%	33	33	0.0%
Have Stolen Goods	0	0	--	1	0	-100.0%
Fraud	1	0	-100.0%	5	5	0.0%
Mischief	1	3	200.0%	20	18	-10.0%
Total	11	5	-54.5%	88	72	-18.2%



Drug Crime

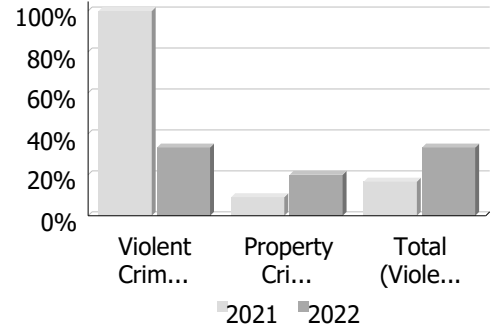
Actual	October			Year to Date - October		
	2021	2022	% Change	2021	2022	% Change
Possession	0	0	--	1	1	0.0%
Trafficking	0	0	--	3	0	-100.0%
Importation and Production	0	0	--	0	0	--
Total	0	0	--	4	1	-75.0%



Police Services Board Report for Point Edward OPP
Records Management System
October – 2022

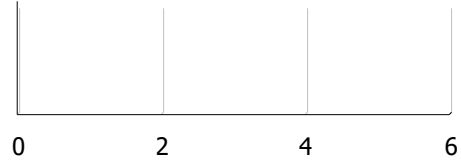
Clearance Rate

Clearance Rate	October			Year to Date - October		
	2021	2022	Difference	2021	2022	Difference
Violent Crime	100.0%	33.3%	-66.7%	50.0%	41.2%	-8.8%
Property Crime	9.1%	20.0%	10.9%	8.0%	11.1%	3.2%
Drug Crime	--	--	--	25.0%	100.0%	75.0%
Total (Violent, Property & Drug)	16.7%	33.3%	16.7%	14.2%	19.6%	5.4%



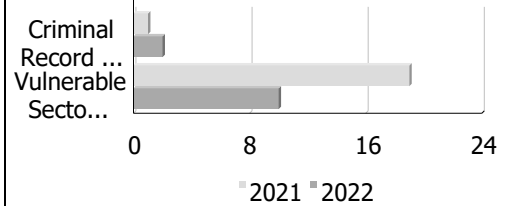
Unfounded

Unfounded	October			Year to Date - October		
	2021	2022	% Change	2021	2022	% Change
Total (Violent, Property & Drug)	0	0	--	7	3	-57.1%



Criminal Record & Vulnerable Sector Screening Checks

Actual	October			Year to Date - October		
	2021	2022	% Change	2021	2022	% Change
Criminal Record Checks	1	2	100.0%	6	20	233.3%
Vulnerable Sector Screening Checks	19	10	-47.4%	48	93	93.8%



Police Services Board Report for Point Edward OPP 2022/Oct

Public Complaints	
Policy	0
Service	0
Conduct	0

Secondary Employment

Daily Activity Reporting Patrol Hours	
Total Hours	2022/Oct
Number of Cruiser Patrol Hours	49.50
Number of Motorcycle Patrol Hours	0.00
Number of Marine Patrol Hours	0.00
Number of ATV Patrol Hours	0.00
Number of Snowmobile Patrol Hours	0.00
Number of Bicycle Patrol Hours	0.00
Number of Foot Patrol Hours	16.00
Number of School Patrol Hours	0.50

Community Safety /Media Relations

September and October 2022 – Point Edward focus.

Objectives of the CSO/Media Relations

- Distribute media releases in relation to the BIG4 corporately driven driving behaviours; impaired driving, aggressive driving, distracted driving and lack of seatbelt use.
- Seek community involvement by utilizing media releases with regard to property crimes such as break and enter, theft, mischief, drugs and wanted persons; with proven success.
- Prepare and distribute media releases in relation to major incidents throughout Lambton County.
- Work collaboratively with the Lambton Crime Unit, Community Street Crimes Unit, Operational Analyst and Sarnia-Lambton Crime Stoppers.
- Use social media to help promote upcoming OPP events
- Work closely with the Auxiliary Unit to assist in any upcoming events

NUMBER OF TARGETED MEDIA RELEASES:

A total of **20 media releases** were distributed for the month of **September**.

- Four specific to Point Edward events.

A total of 17 **media releases** were distributed for the month of **October**.

PUBLIC EDUCATION CAMPAIGNS:

- On September 6, a twitter post was created about the dangers of posting too many details on social media regarding children's first day of school (see below)
- A reminder to watch for children waiting for busses, and targeted enforcement during pickup and drop off times.
- A reminder was issued to 'Know your Tow' and for operators to submit their yearly applications.
- Multiple media releases were issued for the OPP Provincial Recruitment Day on October 1st. The CSO was engaged with the event during the day, answering questions from potential applicants.
- A warning was issued to potential car enthusiast 'take over' groups that Lambton OPP is prepared to enforce all applicable legislation if the group decides to cause havoc in Lambton County.
- Public safety reminders were also issued about wearing reflective clothing/lights when out for walks or cycling after dark.

OTHER NEWS:

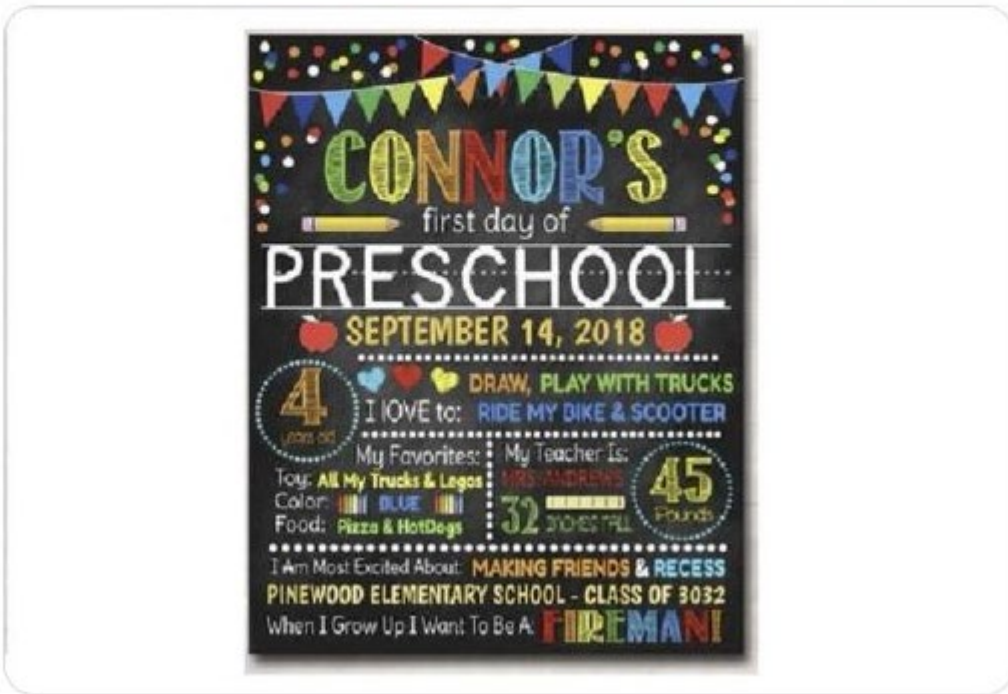
- The Lambton CSO has been providing content to the Sarnia Lambton Crime Stoppers to showcase crime in the area with their “Crime of the Week” segment both on the SLCS website and radio broadcasts weekly.
- The Lambton CSO actively took part in the Brigden Fair, posting updates on social media and interacting with members of the public.
- After observing multiple vehicles without headlights activated after dusk, a safety message was posted to remind drivers to check their headlights.



OPP West Region @OPP_WR · 1s

...

While these signs provide parents with fond memories of their children growing up, they also provide a LOT of information about your child when posted on social media. Make the memories, but also keep your kids safe...avoid putting too much info onto the internet #LambtonOPP ^jb



Reminder about posting too many details on first day of school – 06 Sept 2022



OPP West Region @OPP_WR · Sep 6

...

With school starting again today, #LambtonOPP wants to remind motorists to watch for children and busses during their commutes. Our officers will be paying close attention to driving habits during these times, to ensure the safety of ALL. #SchoolisBack #SafeDriving #SchoolBus ^jb



School bus safety – 06 Sept 2022



OPP West Region @OPP_WR · 1s

...

#LambtonOPP were kept busy in #GrandBend this past long weekend, including 23 liquor and traffic offences, 2 license suspensions and 1 cannabis control act charge. 6 criminal charges were also laid in the beach town, one involving a 21-year-old #ldnont man charged for over 80 ^jb



Grand bend long weekend wrap up – 07 Sept 2022



OPP West Region @OPP_WR · 1s



With daylight hours slowly fleeting for the winter months, #LambtonOPP is reminding cyclists and pedestrians to wear reflective clothing while utilizing roadways from dusk to dawn. Bicycles are also required to have a working light, to ensure better visibility. ^jb



Reflective clothing reminder – 12 Oct 2022

CRIME & TRAFFIC – SEPTEMBER / OCTOBER 2022

COMMUNITY STREET CRIME UNIT:

- CSCU continued to meet with confidential sources to discuss potential troubled areas for drug trafficking

AREA CRIME SERGEANT:

- Members of the Lambton County Crime Unit investigated 3 sexual assault incidents in Point Edward
- Lambton County Crime assisting in child protection investigation in relation to a suicide attempt

TRAFFIC:

Traffic Initiatives – 24

PON's – 5

MVC's – 14 PD & 1 PI

RIDE – 19

Impaired - 2

CALLS FOR SERVICE



359 calls in total
(please note all calls not reflected below)

911 (3)	Noise Complaint (0)
Alarm (6)	Prop check (71)
Ambulance Assist (2)	Neighbour Dispute (6)
Animal (1)	POA (5)
Assault (1)	Police Assist (11)
Attempt Suicide (0)	Police Information (5)
Bail Violation (0)	Prevent Breach (2)
Break Enter (1)	Property related (7)
By-Law (1)	RIDE (19)
Community Service (9)	Suspicious Package (0)
Counterfeit (0)	Suspicious Person (25)
Disturb Peace (0)	Suspicious Vehicle (0)
Domestic / Family (0)	Theft (9)
Drug Offences (1)	Threat (1)
Impaired (2)	Traffic Complaint (23)
Insecure check (1)	Traffic Enforcement (24)
Landlord/Tenant (2)	Traffic Hazard (7)
Liquor Licence Act (2)	Trespass (2)
Marine (2)	Trouble Youth (2)
MHA (6)	Unwanted Person (9)
Mischief (11)	Weapons (1)
MVC (15)	

LAMBTON OPP CONTACT INFORMATION

OPP CALLS FOR SERVICE:

When you need to report an incident or wish to speak with an officer,

The numbers below will connect you to the nearest OPP Communications Centre throughout Ontario.

1-888-310-1122 1-888-310-1133 (TTY)

9-1-1 EMERGENCY

If you call 9-1-1 for an emergency:

- Give your exact location. Include address and town or city as this will enable call taker to either handle the information or transfer you to the proper 9-1-1 centre.
- Give your telephone number including the area code.
- Advise the nature of your call.
- Listen to the call takers instructions - depending on the location and type of incident, you may be transferred.
- Stay on the line until advised to hang up.

DETACHMENT HOURS / CONTACT INFO:

Point Edward	(Municipal)	102 St. Clair Street Point Edward, ON N7V 1N7	519-336-8691 519-336-5011 fax	Mon – Thurs & every other Friday 8-4 pm
Lambton OPP Petrolia	Main Admin Centre	4224 Oil Heritage Rd. P.O. Box 400 Petrolia, ON N0N 1R0	519-882-1011 519-882-1014 fax	Mon – Fri 8-4 pm
St. Clair Township	(Satellite)	392 Lyndoch Street, Corunna, ON N0N 1G0	519-862-4680 519-862-1544 fax	Mon – Thurs & every other Friday 8-4 pm
Grand Bend	(May thru September only)	58 Main Street Grand Bend, ON N0M 1T0	519-238-2345	May - September

CALLING INTO THE DETACHMENT:

- When calling the detachment at the above numbers you will receive an automated greeting.
- **Press 1** if you need to report an incident or speak with an officer, this will transfer you to call taking
- **Press 2** if you wish to speak with the administrative personnel during the above noted business hours. After hours you may leave a non-urgent message that will be followed-up on the next business day. Do not leave a request for assistance message

OUTSIDE PHONE * If you attend an office and the doors are locked or it is after hours – please pick up the phone outside of the detachment and you will be connected directly to the OPP Communications

CRIMINAL RECORD CHECKS:

All Vulnerable/Criminal Record Checks are now completed online, please visit opp.ca/recordchecks

CANADIAN ANTI-FRAUD CENTRE:

The Canadian Anti-Fraud Centre (CAFC) is the central agency in Canada that collects information and criminal intelligence on such matters as mass marketing fraud (i.e.: telemarketing), advance fee fraud (i.e.: West African letters), Internet fraud and identification theft complaints.

If you wish to report a fraud or require information on a possible fraud contact the Canadian anti- fraud centre;

Phone: 1-888-495-8501 OR E-mail: info@antifraudcentre.ca

CRIME STOPPERS:

You may contact Crime Stoppers from anywhere in Ontario at 1-800-222-8477, or by leaving an anonymous Web-Tip at [TipSoft - Web Tips Submission](#)

CITIZENS SELF REPORTING:

You have the option to report select occurrences to the OPP from your computer or mobile device using the OPP's [Citizen Self Reporting](#) system.

Use this system to report:

1. Lost/missing property under \$5,000
2. Stolen license plates or validation stickers
3. Theft from a vehicle under \$5,000
4. Mischief/damage to a vehicle under \$5,000
5. Mischief/damage to property (other than a vehicle) under \$5,000
6. Theft under \$5,000
7. Driving Complaint

FRONTLINE SUPPORT UNIT (FSU):

The Frontline Support Unit (FSU) program is a differential response strategy that focuses on call management. This includes responsibility for the OPP's Citizen Self-Reporting (CSR) system which is an online police reporting system for members of the public to report specific occurrences directly to the OPP via the Internet. The FSU model will offer a call handling alternative for select calls for service allowing the deployment of resources to critical incidents or member engagement in proactive police activities. Through the use of technology, the OPP continues to improve our processes and service delivery in support of its vision.