



POINT EDWARD POLICE SERVICES BOARD
Detachment Commander C.C. (CHRIS) AVERY

NOVEMBER /
DECEMBER
2022

CALLS FOR SERVICE BILLING WORKGROUPS



Drugs Includes trafficking, production, and importation of drugs including marihuana, cocaine, heroin, crystal meth or other controlled substances. It also includes occurrences related to indoor/outdoor grow labs.

Drug Possession Includes all occurrences where the most serious violation is possession of marihuana, cocaine, heroin, crystal meth or other controlled substance. It also includes other minor drug related offences.

Operational calls for service are non-criminal events that police attend to. These include animal complaints, non-criminal domestic disturbances, missing persons, noise complaints, property – lost or found, sudden deaths, and assist public calls.

Operational 2 Includes false alarms, keep the peace and 911 calls/911 hang-ups. Due to the higher frequency of these calls, they have been separated out from the 'Operational' category and allocated a lower time standard. Traffic incidents are excluded.

Other Criminal Code Violations The majority of offences counted in the Other Criminal Code Offences group are criminal offences that are not directed to people or related to property. It is similar to the group that Statistics Canada uses when reporting 'Other Criminal Code'. These include prostitution, offensive weapons, bail violations, counterfeiting, disturb the peace, indecent acts, breach of probation, and bribery.

Property Crime Violations This category is similar to the group that Statistics Canada uses when reporting 'Property Crimes'. These include arson, break and enter, theft, possession of stolen goods, mischief, identity theft, and some frauds.

Statutes & Acts Includes provincial statutes, primarily the Mental Health Act, Landlord Tenant Act and Trespass to property offences. It also includes custody dispute calls.

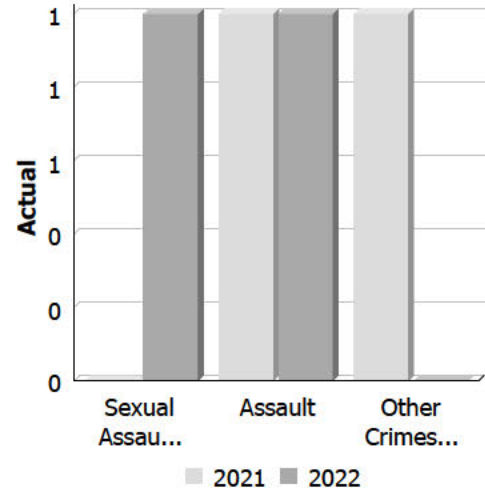
Traffic Includes motor vehicle collisions of all severities (property damage, personal injury and fatalities) and road rage incidents reported to police.

Violent Crimes The majority of offences counted in the Violent Crimes group are crimes against persons. This category is similar to the group that Statistics Canada uses when reporting 'Violent Crimes'. These include homicides, attempted murders, assaults, threats and robberies.

Police Services Board Report for POINT EDWARD OPP
Records Management System
November - 2022

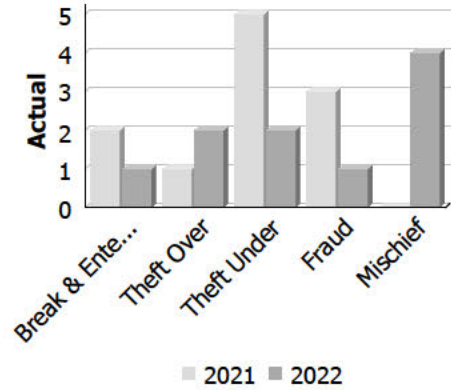
Violent Crime

Actual	November			Year to Date - November		
	2021	2022	% Change	2021	2022	% Change
Murder	0	0	--	0	0	--
Other Offences Causing Death	0	0	--	0	0	--
Attempted Murder	0	0	--	0	0	--
Sexual Assault	0	1	--	1	4	300.0%
Assault	1	1	0.0%	12	12	0.0%
Abduction	0	0	--	0	0	--
Robbery	0	0	--	0	1	--
Other Crimes Against a Person	1	0	-100.0%	3	3	0.0%
Total	2	2	0.0%	16	20	25.0%



Property Crime

Actual	November			Year to Date - November		
	2021	2022	% Change	2021	2022	% Change
Arson	0	0	--	2	0	-100.0%
Break & Enter	2	1	-50.0%	21	12	-42.9%
Theft Over	1	2	100.0%	9	9	0.0%
Theft Under	5	2	-60.0%	38	39	2.6%
Have Stolen Goods	0	0	--	1	0	-100.0%
Fraud	3	1	-66.7%	8	7	-12.5%
Mischief	0	4	--	20	22	10.0%
Total	11	10	-9.1%	99	89	-10.1%



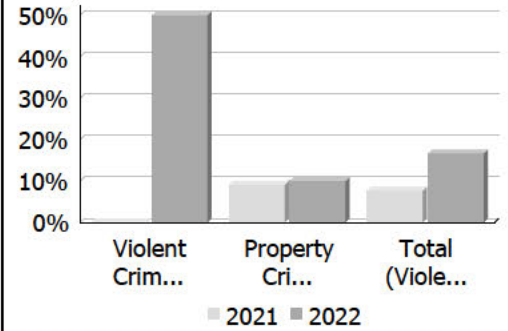
Drug Crime

Actual	November			Year to Date - November		
	2021	2022	% Change	2021	2022	% Change
Possession	0	0	--	1	1	0.0%
Trafficking	0	0	--	3	0	-100.0%
Importation and Production	0	0	--	0	0	--
Total	0	0	--	4	1	-75.0%

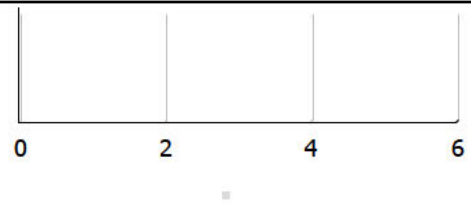


Police Services Board Report for POINT EDWARD OPP
Records Management System
November - 2022

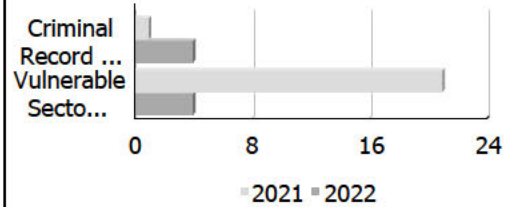
Clearance Rate						
Clearance Rate	November			Year to Date - November		
	2021	2022	Difference	2021	2022	Difference
Violent Crime	0.0%	50.0%	50.0%	43.8%	40.0%	-3.8%
Property Crime	9.1%	10.0%	0.9%	8.1%	10.1%	2.0%
Drug Crime	--	--	--	25.0%	100.0%	75.0%
Total (Violent, Property & Drug)	7.7%	16.7%	9.0%	13.4%	17.9%	4.4%



Unfounded						
Unfounded	November			Year to Date - November		
	2021	2022	% Change	2021	2022	% Change
Total (Violent, Property & Drug)	0	0	--	7	3	-57.1%



Criminal Record and Vulnerable Sector Screening Checks						
Actual	November			Year to Date - November		
	2021	2022	% Change	2021	2022	% Change
Criminal Record Checks	1	4	300.0%	7	24	242.9%
Vulnerable Sector Screening Checks	21	4	-81.0%	69	98	42.0%



Data contained within this report is dynamic in nature and numbers will change over time as the Ontario Provincial Police continue to investigate and solve crime.

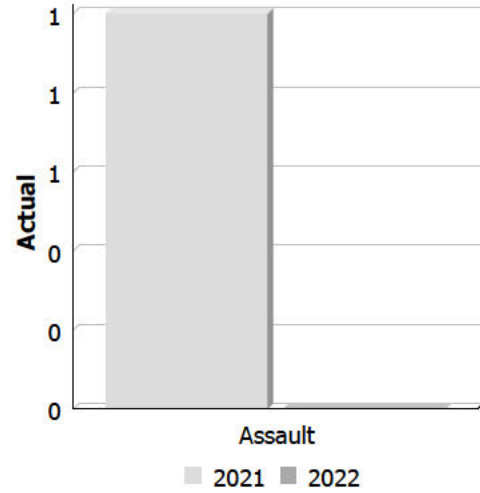
Data Utilized

- Major Crimes
- Niche RMS All Offence Level Business Intelligence Cube

Police Services Board Report for POINT EDWARD OPP
Records Management System
December - 2022

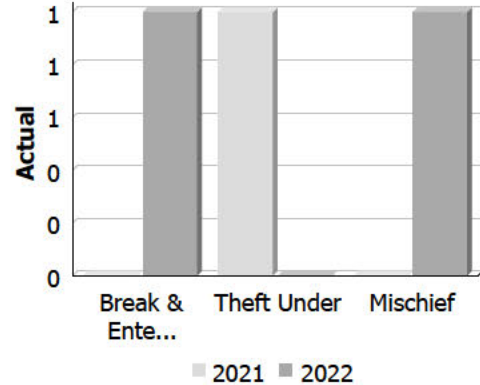
Violent Crime

Actual	December			Year to Date - December		
	2021	2022	% Change	2021	2022	% Change
Murder	0	0	--	0	0	--
Other Offences Causing Death	0	0	--	0	0	--
Attempted Murder	0	0	--	0	0	--
Sexual Assault	0	0	--	1	4	300.0%
Assault	1	0	-100.0%	13	12	-7.7%
Abduction	0	0	--	0	0	--
Robbery	0	0	--	0	1	--
Other Crimes Against a Person	0	0	--	3	3	0.0%
Total	1	0	-100.0%	17	20	17.6%



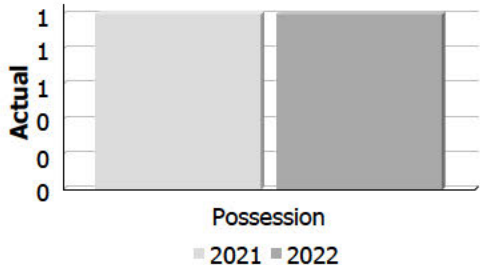
Property Crime

Actual	December			Year to Date - December		
	2021	2022	% Change	2021	2022	% Change
Arson	0	0	--	2	0	-100.0%
Break & Enter	0	1	--	21	13	-38.1%
Theft Over	0	0	--	9	9	0.0%
Theft Under	1	0	-100.0%	39	39	0.0%
Have Stolen Goods	0	0	--	1	0	-100.0%
Fraud	0	0	--	8	7	-12.5%
Mischief	0	1	--	20	23	15.0%
Total	1	2	100.0%	100	91	-9.0%



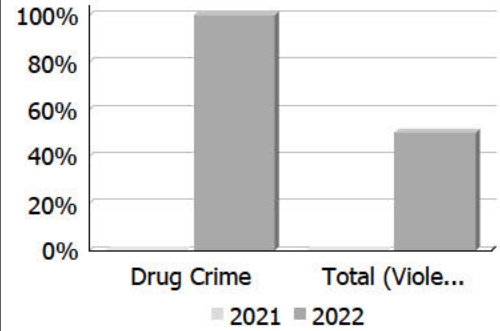
Drug Crime

Actual	December			Year to Date - December		
	2021	2022	% Change	2021	2022	% Change
Possession	1	1	0.0%	2	2	0.0%
Trafficking	0	0	--	3	0	-100.0%
Importation and Production	0	0	--	0	0	--
Total	1	1	0.0%	5	2	-60.0%



Police Services Board Report for POINT EDWARD OPP
Records Management System
December - 2022

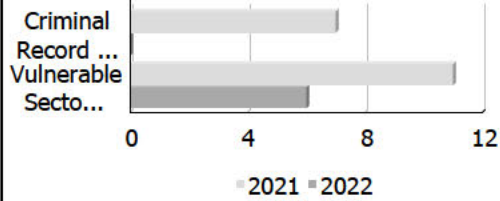
Clearance Rate						
Clearance Rate	December			Year to Date - December		
	2021	2022	Difference	2021	2022	Difference
Violent Crime	0.0%	--	--	41.2%	40.0%	-1.2%
Property Crime	0.0%	0.0%	0.0%	8.0%	9.9%	1.9%
Drug Crime	0.0%	100.0%	100.0%	20.0%	100.0%	80.0%
Total (Violent, Property & Drug)	0.0%	50.0%	50.0%	13.1%	19.0%	5.9%



Unfounded						
Unfounded	December			Year to Date - December		
	2021	2022	% Change	2021	2022	% Change
Total (Violent, Property & Drug)	0	0	--	7	3	-57.1%



Criminal Record and Vulnerable Sector Screening Checks						
Actual	December			Year to Date - December		
	2021	2022	% Change	2021	2022	% Change
Criminal Record Checks	7	0	-100.0%	14	24	71.4%
Vulnerable Sector Screening Checks	11	6	-45.5%	80	104	30.0%



Data contained within this report is dynamic in nature and numbers will change over time as the Ontario Provincial Police continue to investigate and solve crime.

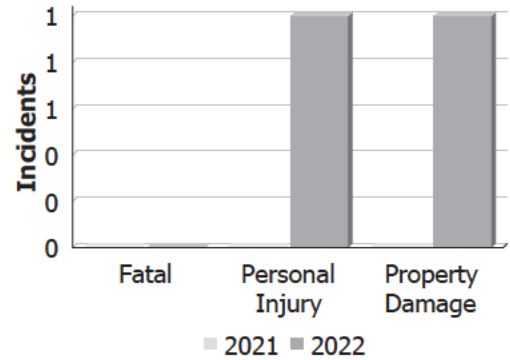
Data Utilized

- Major Crimes
- Niche RMS All Offence Level Business Intelligence Cube

Police Services Board Report for POINT EDWRD OPP
Collision Reporting System
November - 2022

Motor Vehicle Collisions by Type

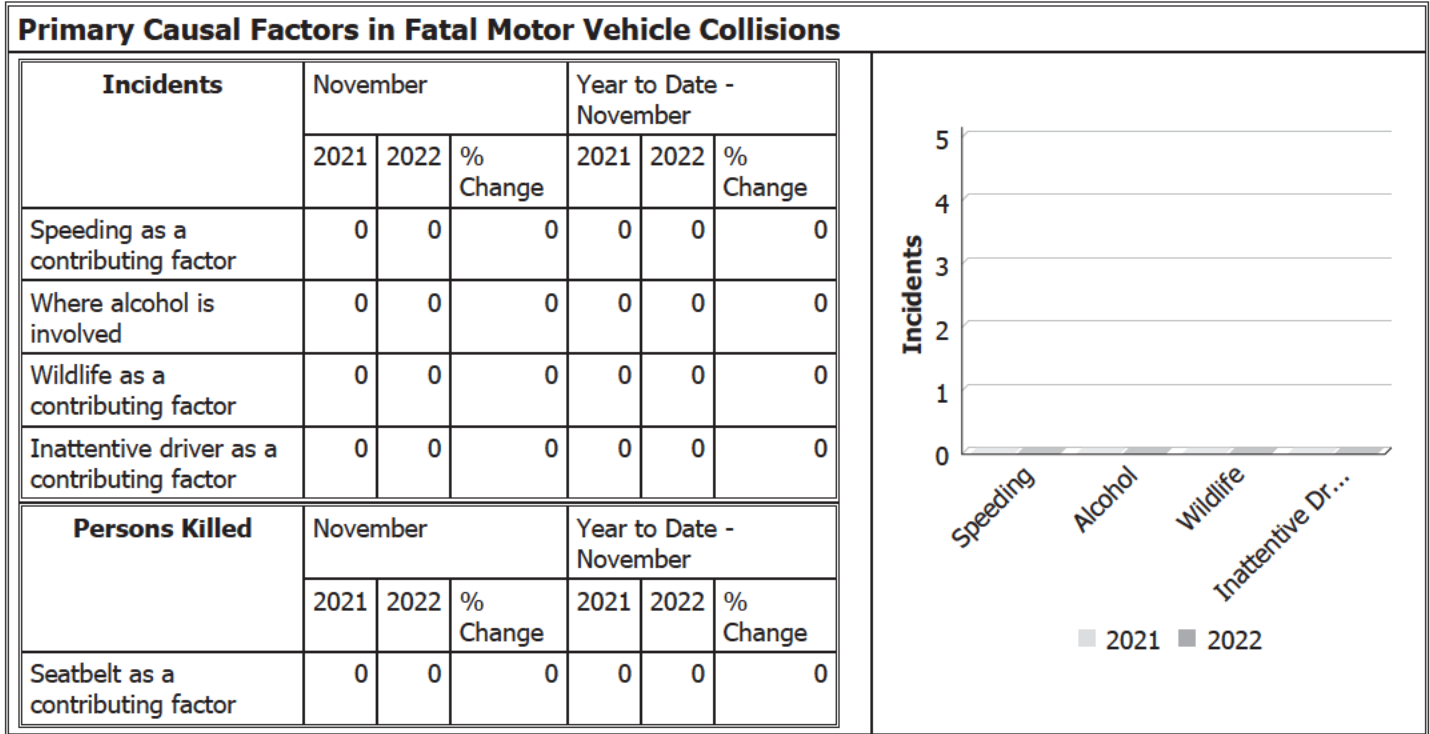
Incidents	November			Year to Date - November		
	2021	2022	% Change	2021	2022	% Change
Fatal	0	0	--	0	0	--
Personal Injury	0	1	--	1	2	100.0%
Property Damage	0	1	--	16	11	-31.2%
Total	0	2	--	17	13	-23.5%



Fatalities in Detachment Area

Incidents		November			Year to Date - November		
		2021	2022	% Change	2021	2022	% Change
Motor Vehicle Collision	Fatal Incidents	0	0	--	0	0	--
	Alcohol Related	0	0	--	0	0	--
Off-Road Vehicle	Fatal Incidents	0	0	--	0	0	--
	Alcohol Related	0	0	--	0	0	--
Motorized Snow Vehicle	Fatal Incidents	0	0	--	0	0	--
	Alcohol Related	0	0	--	0	0	--
Persons Killed		November			Year to Date - November		
		2021	2022	% Change	2021	2022	% Change
Motor Vehicle Collision		0	0	--	0	0	--
Off-Road Vehicle		0	0	--	0	0	--
Motorized Snow Vehicle		0	0	--	0	0	--

Police Services Board Report for POINT EDWRD OPP
Collision Reporting System
November - 2022



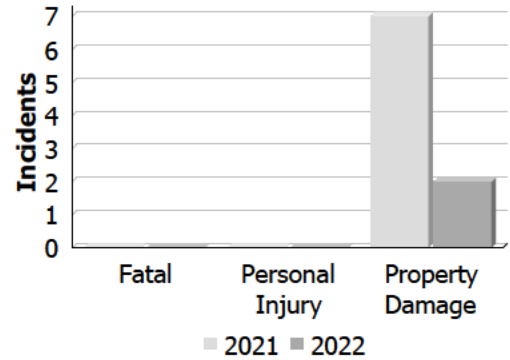
Data Utilized

- SQL online application reporting system – OPP CRS 2.3.09
- Collision Reporting System Business Intelligence Cube

Police Services Board Report for POINT EDWRD OPP
Collision Reporting System
December - 2022

Motor Vehicle Collisions by Type

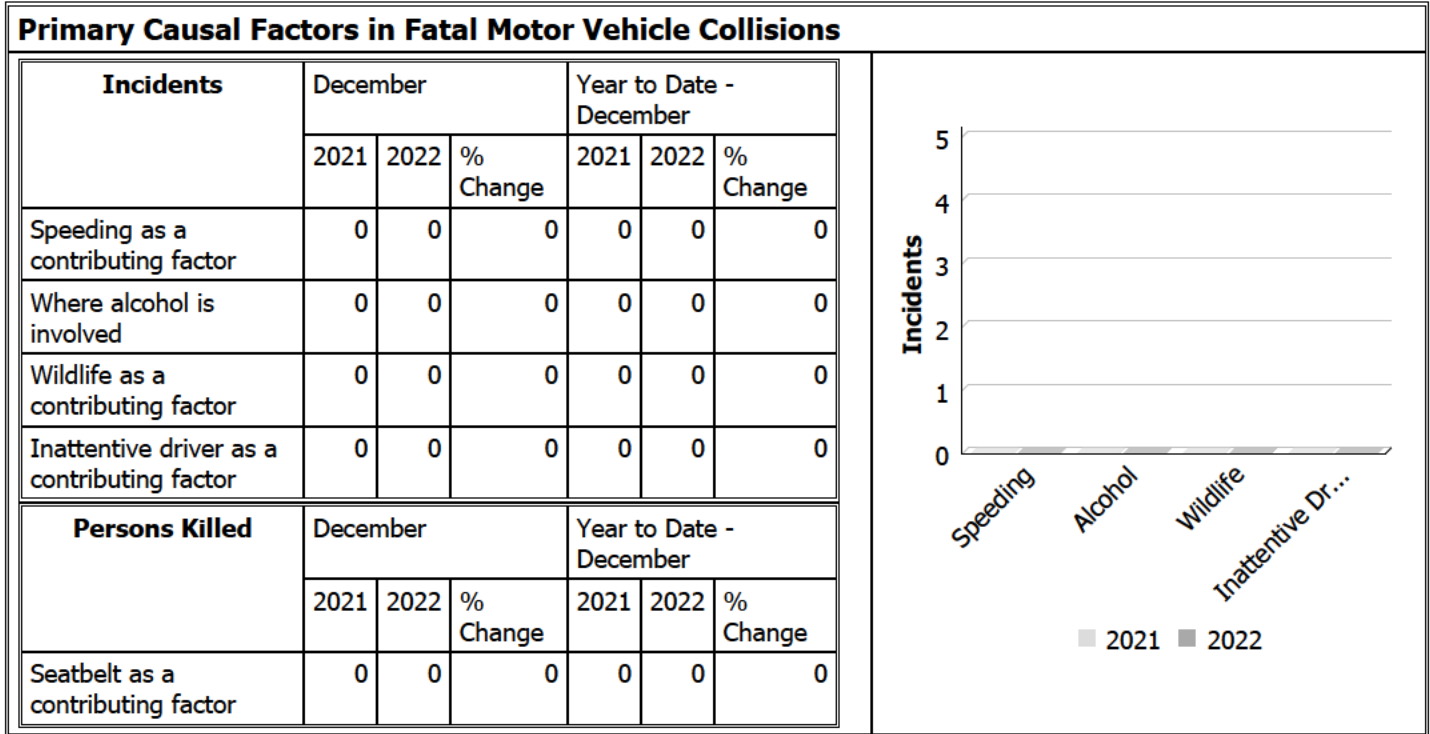
Incidents	December			Year to Date - December		
	2021	2022	% Change	2021	2022	% Change
Fatal	0	0	--	0	0	--
Personal Injury	0	0	--	1	2	100.0%
Property Damage	7	2	-71.4%	23	13	-43.5%
Total	7	2	-71.4%	24	15	-37.5%



Fatalities in Detachment Area

Incidents		December			Year to Date - December		
		2021	2022	% Change	2021	2022	% Change
Motor Vehicle Collision	Fatal Incidents	0	0	--	0	0	--
	Alcohol Related	0	0	--	0	0	--
Off-Road Vehicle	Fatal Incidents	0	0	--	0	0	--
	Alcohol Related	0	0	--	0	0	--
Motorized Snow Vehicle	Fatal Incidents	0	0	--	0	0	--
	Alcohol Related	0	0	--	0	0	--
Persons Killed		December			Year to Date - December		
		2021	2022	% Change	2021	2022	% Change
Motor Vehicle Collision		0	0	--	0	0	--
Off-Road Vehicle		0	0	--	0	0	--
Motorized Snow Vehicle		0	0	--	0	0	--

Police Services Board Report for POINT EDWRD OPP
Collision Reporting System
December - 2022



Data Utilized

- SQL online application reporting system – OPP CRS 2.3.09
- Collision Reporting System Business Intelligence Cube

Police Services Board Report for POINT EDWARD OPP
2022/Nov

Public Complaints	
Policy	0
Service	0
Conduct	0

Date information collected from Professional Standards Bureau Commander Reports: 2023-01-11

Data Source

Ontario Provincial Police, Professional Standards Bureau Commander Reports

- Includes all public policy, service and conduct complaints submitted to the Office of the Independent Police Review Director (OIPRD)

Secondary Employment

Daily Activity Reporting Patrol Hours	
Total Hours	2022/Nov
Number of Cruiser Patrol Hours	33.25
Number of Motorcycle Patrol Hours	0.00
Number of Marine Patrol Hours	0.00
Number of ATV Patrol Hours	0.00
Number of Snowmobile Patrol Hours	0.00
Number of Bicycle Patrol Hours	0.00
Number of Foot Patrol Hours	11.25
Number of School Patrol Hours	0.50

Data source (Daily Activity Reporting System) date: 2023/01/06

**Police Services Board Report for POINT EDWARD OPP
2022/Dec**

Public Complaints	
Policy	0
Service	0
Conduct	0

Date information collected from Professional Standards Bureau Commander Reports: 2023-01-11

Data Source

Ontario Provincial Police, Professional Standards Bureau Commander Reports

- Includes all public policy, service and conduct complaints submitted to the Office of the Independent Police Review Director (OIPRD)

Secondary Employment

Daily Activity Reporting Patrol Hours	
Total Hours	2022/Dec
Number of Cruiser Patrol Hours	40.25
Number of Motorcycle Patrol Hours	0.00
Number of Marine Patrol Hours	0.00
Number of ATV Patrol Hours	0.00
Number of Snowmobile Patrol Hours	0.00
Number of Bicycle Patrol Hours	0.00
Number of Foot Patrol Hours	5.75
Number of School Patrol Hours	0.00

Data source (Daily Activity Reporting System) date: 2023/01/06

FALSE ALARM INCIDENTS

NOVEMBER

2022/11/12	EXMOUTH ST
2022/11/21	ST CLAIR ST
2022/11/20	ST CLAIR ST
2022/11/25	ST CLAIR ST
2022/11/24	LITE ST
2022/11/10	LITE ST
2022/11/10	MICHIGAN AV
2022/11/14	VENETIAN BV and MARINA RD

DECEMBER

2022/12/20	KENDALL ST
2022/12/05	VENETIAN BV
2022/12/13	VENETIAN BV
2022/12/30	EXMOUTH ST
2022/12/23	LOUISA ST
2022/12/15	ST CLAIR ST
2022/12/24	ST CLAIR ST
2022/12/26	ST CLAIR ST

COMMUNITY SAFETY / MEDIA RELATIONS

NOVEMBER AND DECEMBER 2022 – Point Edward focus.

OBJECTIVES OF THE CSO / MEDIA RELATIONS

- Distribute media releases in relation to the BIG4 corporately driven driving behaviours; impaired driving, aggressive driving, distracted driving and lack of seatbelt use.
- Seek community involvement by utilizing media releases with regard to property crimes such as break and enter, theft, mischief, drugs and wanted persons; with proven success.
- Prepare and distribute media releases in relation to major incidents throughout Lambton County.
- Work collaboratively with the Lambton Crime Unit, Community Street Crimes Unit, Operational Analyst and Sarnia-Lambton Crime Stoppers.
- Use social media to help promote upcoming OPP events
- Work closely with the Auxiliary Unit to assist in any upcoming events

NUMBER OF TARGETED MEDIA RELEASES

A total of **19 media releases** were distributed for the month of **November**.

- Two specific to Point Edward events.

A total of **37 media releases** were distributed for the month of **December**.

- Four specific to Point Edward events.

PUBLIC EDUCATION CAMPAIGNS

- On November 23, 2022, a "Fraud Awareness" release was issued along with upcoming seminar dates and locations for public education.
- On November 18, 2022, the media/CSO attended the Blackburn News Sarnia location and provided radio interviews about winter driving tips, winter vehicle preparation and fraud awareness.
- November and December saw multiple posts in relation to Cops for Cans, Operation Christmas Tree and Toy drives throughout the county.
- The month of December saw multiple posts in relation to the OPP Festive RIDE season and results of those RIDE programs.
- On December 21, 2022, Winter driving tips and weather warnings were issued prior to a pending storm the following day.
- Lock-it or Lose-it messaging was posted on December 31, 2022, in response to a high-profile theft suspect who was wanted after being released on bail.
- Multiple road closures due to fatal collisions or weather were posted.

OTHER NEWS

- The Lambton CSO has been providing content to the Sarnia Lambton Crime Stoppers to showcase crime in the area with their “Crime of the Week” segment both on the SLCS website and radio broadcasts weekly.
- The Lambton CSO has been presenting the OPP KIDS program at area schools during this reporting session.
- An alert was posted on all OPP West Region social media accounts after a suspect colliding with police vehicles while attempting to escape.
- A new West Region OPP Instagram account has been created, opening new avenues to reach end users. The Lambton CSO continues to post on all platforms. @ontarioprovincialpolicewest



Damaged cruiser from fleeing suspect – Dec 30, 2022



OPP West Region @OPP_WR · Dec 3

...

Despite the weather outside being a little frightful, Christmas in the Village is in full swing in @PointEdward. Motorists in the village are urged to use extra caution with the increased foot traffic and slow-moving vehicles today. Come down and join in the festivities!^jb



*Join us for a Fun, Family Outing
Christmas in the Village 2022
December 3rd 11am to 3pm
Activity Locations*

Santa & Elves	Pergola - corner of Michigan & Livingston St.
Horse & Buggy Rides	Pont Edward Community Hall 210 Monk St.
Sandwiches & Juice Boxes	Point Edward Community Hall 210 Monk St.
Barker & Storey-live music	Point Edward Community Hall 210 Monk St.
Face & Hand Painting	Gemini Bouquets & Cafe
Balloon Creations	Point Edward Early Learning Centre
Gingerbread Competition	Point Edward Early Learning Centre
Photo Booth	Mobile - multiple locations
Button Maker	Point Edward Library
Festive Crafts	Point Edward Library
Warm Apple Cider	Point Edward Library
Craft Sale	St. Paul's Anglican Brand Hall
Caricature Artist	St. Paul's Anglican Brand Hall
Food Drive & Bake Sale	Fries by Albert / Suzy's Icecreamporium
Cookies & Hot Chocolate	Fire Hall
Smores & campfire	Manleys - 152 Kendall St.
Resolution Quartet	Travelling throughout the Village
Polar Express Shuttle Bus	Constant loop around the Village



Point Edward, Christmas in the Village – Dec 3, 2022



ontarioprovincialpolicewest



ontarioprovincialpolicewest With a potential winter storm expected to hit #LambtonOPP over the next few days, officers want to remind motorists to adjust their driving habits to suit the road conditions. #SeeSnowGoSlow

- Plan your trip accordingly and leave extra time for weather related delays.

- Also, ensure your vehicle is properly outfitted for winter: wiper blades, washer fluid and winter tires (at the correct inflation pressure).

- Lastly, respect other road users and leave appropriate space when following other vehicles. Stopping distance is greatly increased in snowy/icy conditions. ^j/b

8 SECONDS AGO

Winter weather post to Instagram – Dec 21, 2022





One of many food/toy drive posts – Dec 3, 2022



Over \$240,000 worth of recovered property by CSCU – Nov 22, 2022







 ontarioprovincialpolicewest ...

 ontarioprovincialpolicewest A reminder that you never know where you'll encounter an OPP #RIDE program. If you've been drinking, don't get behind the wheel.


RIDE stands for 'Reduce Impaired Driving Everywhere', and is a lawful 'spot check' to identify drivers under the influence of alcohol or drugs. The RIDE program was established in 1977 and continues to be an effective tool to deter and charge impaired drivers. #LambtonOPP ^j**b**

55s


   

Be the first to like this

55 SECONDS AGO

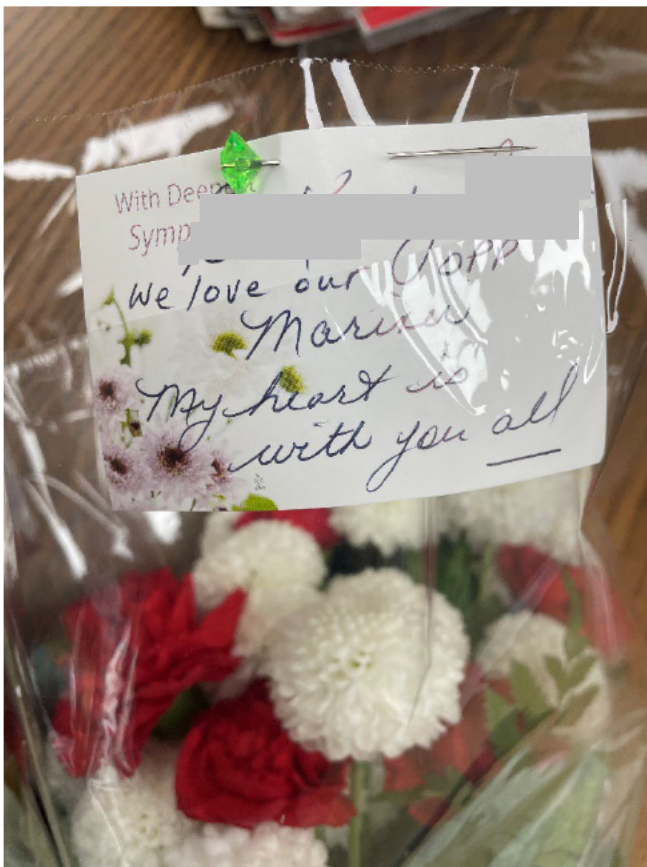
 Add a comment... Post

OPP Festive RIDE post – Dec 8, 2022



Provincial Constable Grzegorz (Greg) Pierzchala of the Haldimand County Detachment was tragically killed in an on duty shooting incident on December 27, 2022.

It means a lot to see the community rally around us as we pay a tribute to the young officer who lost his life.



CRIME & TRAFFIC

SEPTEMBER AND OCTOBER 2022

COMMUNITY STREET CRIME UNIT

- CSCU continues to assist uniform officers with follow up and intelligence on thefts in Point Edward – Extensive follow up for a recent break and enter to Manley's Business Depot was conducted and resulted in the return of all their stolen items.
- CSCU members assisted Point Edward Hotels with Security for Silver Stick Hockey Tournaments.
- CSCU assisted with surveillance and intel gathering for a recent fraud investigation where suspects were utilizing the Kendall Street Purolator depot.
- CSCU continued to meet and attempt to recruit confidential sources to discuss potential troubled areas for drug trafficking.

AREA CRIME SERGEANT

- Members of the Lambton County Crime Unit investigated 2 Sudden Death incidents in Point Edward.
- Lambton County Crime investigating Criminal Harassment - Cyber Enabled Crime in Point Edward requiring extensive resources and judicial authorizations.
- Lambton Crime continuing to investigate multiple frauds. Media releases warning public of scams in an attempt to reduce victims. Scams not unique to Point Edward and are happening Province wide.

CALLS FOR SERVICE



306 calls in total
(Please note, all calls not reflected below)

911 (2)	Noise Complaint (1)
Alarm (17)	Prop check (71)
Ambulance Assist (0)	Neighbour Dispute (0)
Animal (2)	POA (7)
Assault (1)	Police Assist (2)
Attempt Suicide (1)	Police Information (1)
Bail Violation (1)	Prevent Breach (0)
Break Enter (3)	Property related (11)
By-Law (3)	RIDE (21)
Community Service (8)	Suspicious Package (0)
Counterfeit (0)	Suspicious Person (10)
Disturb Peace (1)	Suspicious Vehicle (2)
Domestic / Family (9)	Theft (1)
Drug Offences (3)	Threat (1)
Impaired (1)	Traffic Complaint (8)
Insecure check (1)	Traffic Enforcement (26)
Landlord/Tenant (0)	Traffic Hazard (9)
Liquor Licence Act (0)	Trespass (2)
Marine (0)	Trouble Youth (0)
MHA (3)	Unwanted Person (3)
Mischief (5)	Weapons (2)
MVC (4)	

TRAFFIC

Traffic Initiatives: 26 MVC: 4 (1 PI)

PON's: 10 RIDES: 21

Impaired: 1

LAMBTON OPP CONTACT INFORMATION

OPP CALLS FOR SERVICE:

When you need to report an incident or wish to speak with an officer,

The numbers below will connect you to the nearest OPP Communications Centre throughout Ontario.

1-888-310-1122 1-888-310-1133 (TTY)

9-1-1 EMERGENCY

If you call 9-1-1 for an emergency:

- Give your exact location. Include address and town or city as this will enable call taker to either handle the information or transfer you to the proper 9-1-1 centre.
- Give your telephone number including the area code.
- Advise the nature of your call.
- Listen to the call takers instructions - depending on the location and type of incident, you may be transferred.
- Stay on the line until advised to hang up.

DETACHMENT HOURS / CONTACT INFO:

Point Edward	(Municipal)	102 St. Clair Street Point Edward, ON N7V 1N7	519-336-8691 519-336-5011 fax	Mon – Thurs & every other Friday 8-4 pm
Lambton OPP Petrolia	Main Admin Centre	4224 Oil Heritage Rd. P.O. Box 400 Petrolia, ON N0N 1R0	519-882-1011 519-882-1014 fax	Mon – Fri 8-4 pm
St. Clair Township	(Satellite)	392 Lyndoch Street, Corunna, ON N0N 1G0	519-862-4680 519-862-1544 fax	Mon – Thurs & every other Friday 8-4 pm
Grand Bend	(May thru September only)	58 Main Street Grand Bend, ON N0M 1T0	519-238-2345	May - September

CALLING INTO THE DETACHMENT:

- When calling the detachment at the above numbers you will receive an automated greeting.
- **Press 1** if you need to report an incident or speak with an officer, this will transfer you to call taking
- **Press 2** if you wish to speak with the administrative personnel during the above noted business hours. After hours you may leave a non-urgent message that will be followed-up on the next business day. Do not leave a request for assistance message

OUTSIDE PHONE * If you attend an office and the doors are locked or it is after hours – please pick up the phone outside of the detachment and you will be connected directly to the OPP Communications

CRIMINAL RECORD CHECKS:

All Vulnerable/Criminal Record Checks are now completed online, please visit [opp.ca/record checks](http://opp.ca/record%20checks)

CANADIAN ANTI-FRAUD CENTRE:

The Canadian Anti-Fraud Centre (CAFC) is the central agency in Canada that collects information and criminal intelligence on such matters as mass marketing fraud (i.e.: telemarketing), advance fee fraud (i.e.: West African letters), Internet fraud and identification theft complaints.

If you wish to report a fraud or require information on a possible fraud contact the Canadian anti- fraud centre;

Phone: 1-888-495-8501 OR E-mail: info@antifraudcentre.ca

CRIME STOPPERS:

You may contact Crime Stoppers from anywhere in Ontario at 1-800-222-8477, or by leaving an anonymous Web-Tip at [TipSoft - Web Tips Submission](#)

CITIZENS SELF REPORTING:

You have the option to report select occurrences to the OPP from your computer or mobile device using the OPP's [Citizen Self Reporting](#) system.

Use this system to report:

1. Lost/missing property under \$5,000
2. Stolen license plates or validation stickers
3. Theft from a vehicle under \$5,000
4. Mischief/damage to a vehicle under \$5,000
5. Mischief/damage to property (other than a vehicle) under \$5,000
6. Theft under \$5,000
7. Driving Complaint

FRONTLINE SUPPORT UNIT (FSU):

The Frontline Support Unit (FSU) program is a differential response strategy that focuses on call management. This includes responsibility for the OPP's Citizen Self-Reporting (CSR) system which is an online police reporting system for members of the public to report specific occurrences directly to the OPP via the Internet. The FSU model will offer a call handling alternative for select calls for service allowing the deployment of resources to critical incidents or member engagement in proactive police activities. Through the use of technology, the OPP continues to improve our processes and service delivery in support of its vision.