



POINT EDWARD POLICE SERVICES BOARD
Detachment Commander C.C. (CHRIS) AVERY

JULY and
AUGUST
2022 POINT
EDWARD

CALLS FOR SERVICE BILLING WORKGROUPS



Drugs Includes trafficking, production, and importation of drugs including marihuana, cocaine, heroin, crystal meth or other controlled substances. It also includes occurrences related to indoor/outdoor grow labs.

Drug Possession Includes all occurrences where the most serious violation is possession of marihuana, cocaine, heroin, crystal meth or other controlled substance. It also includes other minor drug related offences.

Operational calls for service are non-criminal events that police attend to. These include animal complaints, non-criminal domestic disturbances, missing persons, noise complaints, property – lost or found, sudden deaths, and assist public calls.

Operational 2 Includes false alarms, keep the peace and 911 calls/911 hang-ups. Due to the higher frequency of these calls, they have been separated out from the 'Operational' category and allocated a lower time standard. Traffic incidents are excluded.

Other Criminal Code Violations The majority of offences counted in the Other Criminal Code Offences group are criminal offences that are not directed to people or related to property. It is similar to the group that Statistics Canada uses when reporting 'Other Criminal Code'. These include prostitution, offensive weapons, bail violations, counterfeiting, disturb the peace, indecent acts, breach of probation, and bribery.

Property Crime Violations This category is similar to the group that Statistics Canada uses when reporting 'Property Crimes'. These include arson, break and enter, theft, possession of stolen goods, mischief, identity theft, and some frauds.

Statutes & Acts Includes provincial statutes, primarily the Mental Health Act, Landlord Tenant Act and Trespass to property offences. It also includes custody dispute calls.

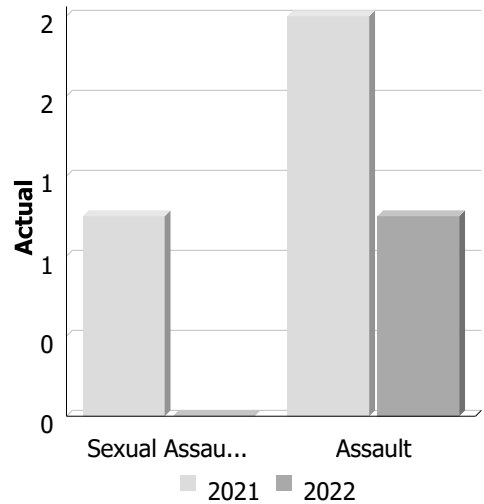
Traffic Includes motor vehicle collisions of all severities (property damage, personal injury and fatalities) and road rage incidents reported to police.

Violent Crimes The majority of offences counted in the Violent Crimes group are crimes against persons. This category is similar to the group that Statistics Canada uses when reporting 'Violent Crimes'. These include homicides, attempted murders, assaults, threats and robberies.

Police Services Board Report for POINT EDWARD OPP
July – 2022

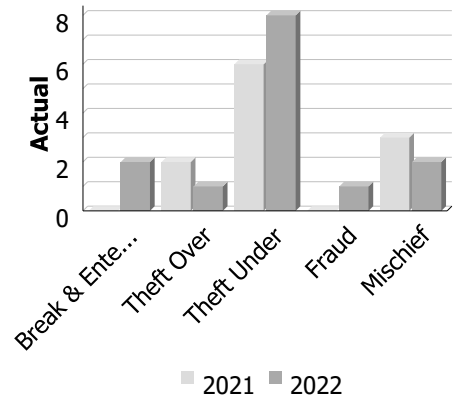
Violent Crime

Actual	July			Year to Date - July		
	2021	2022	% Change	2021	2022	% Change
Murder	0	0	--	0	0	--
Other Offences Causing Death	0	0	--	0	0	--
Attempted Murder	0	0	--	0	0	--
Sexual Assault	1	0	-100.0%	1	0	-100.0%
Assault	2	1	-50.0%	9	8	-11.1%
Abduction	0	0	--	0	0	--
Robbery	0	0	--	0	0	--
Other Crimes Against a Person	0	0	--	2	1	-50.0%
Total	3	1	-66.7%	12	9	-25.0%



Property Crime

Actual	July			Year to Date - July		
	2021	2022	% Change	2021	2022	% Change
Arson	0	0	--	2	0	-100.0%
Break & Enter	0	2	--	8	8	0.0%
Theft Over	2	1	-50.0%	7	3	-57.1%
Theft Under	6	8	33.3%	19	20	5.3%
Have Stolen Goods	0	0	--	1	0	-100.0%
Fraud	0	1	--	3	3	0.0%
Mischief	3	2	-33.3%	11	4	-63.6%
Total	11	14	27.3%	51	38	-25.5%



Drug Crime

Actual	July			Year to Date - July		
	2021	2022	% Change	2021	2022	% Change
Possession	0	0	--	0	0	--
Trafficking	0	0	--	2	0	-100.0%
Importation and Production	0	0	--	0	0	--
Total	0	0	--	2	0	-100.0%



Police Services Board Report for POINT EDWARD OPP July 2022

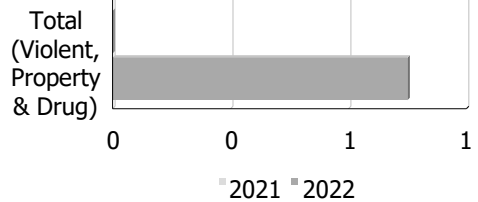
Clearance Rate

Clearance Rate	July			Year to Date - July		
	2021	2022	Difference	2021	2022	Difference
Violent Crime	0.0%	0.0%	0.0%	41.7%	44.4%	2.8%
Property Crime	0.0%	0.0%	0.0%	5.9%	5.3%	-0.6%
Drug Crime	--	--	--	50.0%	--	--
Total (Violent, Property & Drug)	0.0%	0.0%	0.0%	13.8%	12.8%	-1.1%



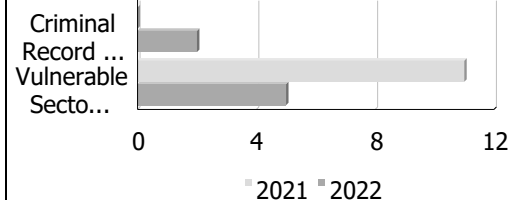
Unfounded

Unfounded	July			Year to Date - July		
	2021	2022	% Change	2021	2022	% Change
Total (Violent, Property & Drug)	0	1	--	6	3	-50.0%



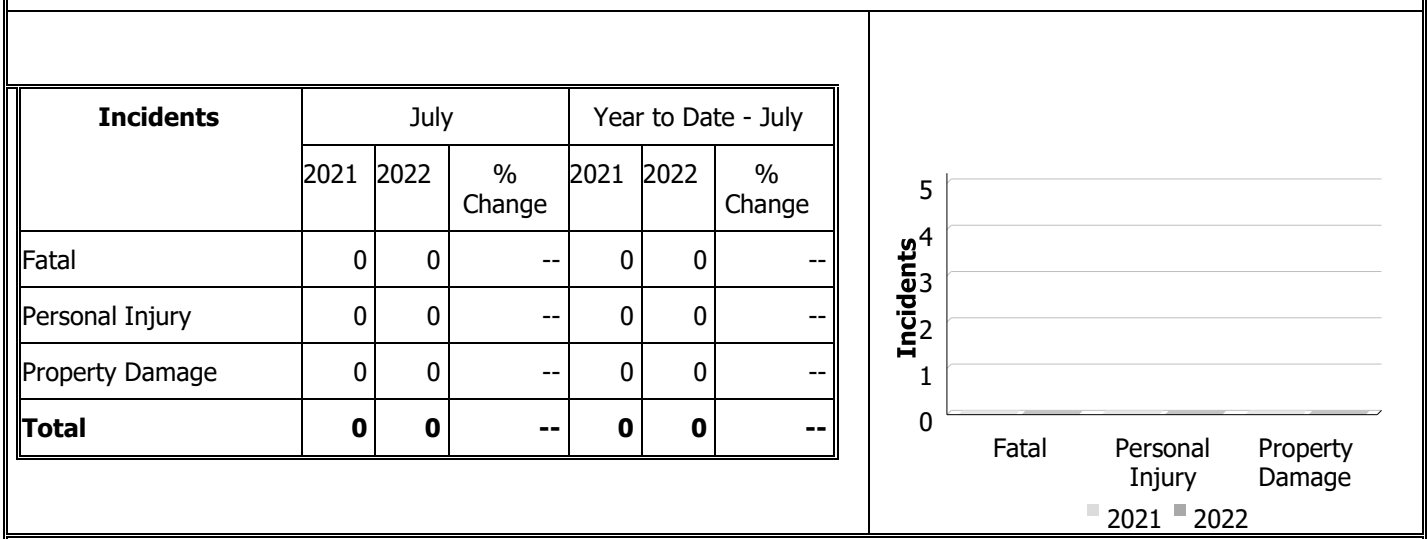
Criminal Record/Vulnerable Sector Screening Checks

Actual	July			Year to Date - July		
	2021	2022	% Change	2021	2022	% Change
Criminal Record Checks	0	2	--	2	12	500.0%
Vulnerable Sector Screening Checks	11	5	-54.5%	20	55	175.0%



**Police Services Board Report for POINT EDWARD OPP
July - 2022**

Motor Vehicle Collisions by Type



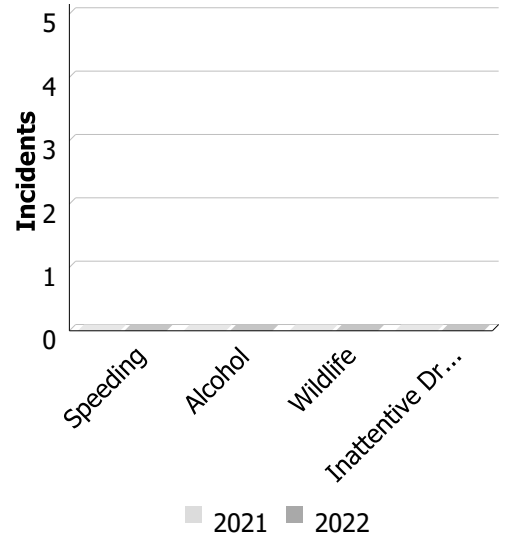
Fatalities in Detachment Area

Incidents		July			Year to Date - July		
		2021	2022	% Change	2021	2022	% Change
Motor Vehicle Collision	Fatal Incidents	0	0	--	0	0	--
	Alcohol Related	0	0	--	0	0	--
Off-Road Vehicle	Fatal Incidents	0	0	--	0	0	--
	Alcohol Related	0	0	--	0	0	--
Motorized Snow Vehicle	Fatal Incidents	0	0	--	0	0	--
	Alcohol Related	0	0	--	0	0	--
Persons Killed		July			Year to Date - July		
		2021	2022	% Change	2021	2022	% Change
Motor Vehicle Collision		0	0	--	0	0	--
Off-Road Vehicle		0	0	--	0	0	--
Motorized Snow Vehicle		0	0	--	0	0	--

Police Services Board Report for POINT EDWARD OPP
Collision Reporting System
July - 2022

Primary Causal Factors in Fatal Motor Vehicle Collisions

Incidents	July			Year to Date - July		
	2021	2022	% Change	2021	2022	% Change
Speeding as a contributing factor	0	0	0	0	0	0
Where alcohol is involved	0	0	0	0	0	0
Wildlife as a contributing factor	0	0	0	0	0	0
Inattentive driver as a contributing factor	0	0	0	0	0	0
Persons Killed	July			Year to Date - July		
	2021	2022	% Change	2021	2022	% Change
Seatbelt as a contributing factor	0	0	0	0	0	0



Police Services Board Report for POINT EDWARD OPP 2022/Jul

Public Complaints	
Policy	0
Service	0
Conduct	0

Secondary Employment

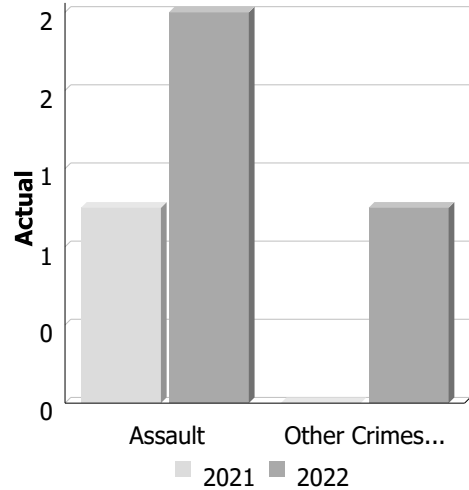
Daily Activity Reporting Patrol Hours
--

Total Hours	2022/Jul
Number of Cruiser Patrol Hours	44.50
Number of Motorcycle Patrol Hours	0.00
Number of Marine Patrol Hours	44.50
Number of ATV Patrol Hours	0.00
Number of Snowmobile Patrol Hours	0.00
Number of Bicycle Patrol Hours	0.00
Number of Foot Patrol Hours	14.75
Number of School Patrol Hours	0.00

Police Services Board Report for POINT EDWARD OPP
Records Management System
 August 2022

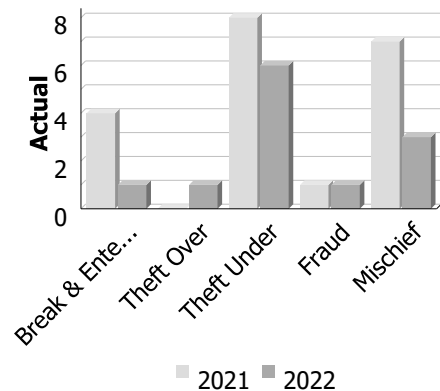
Violent Crime

Actual	August			Year to Date - August		
	2021	2022	% Change	2021	2022	% Change
Murder	0	0	--	0	0	--
Other Offences Causing Death	0	0	--	0	0	--
Attempted Murder	0	0	--	0	0	--
Sexual Assault	0	0	--	1	0	-100.0%
Assault	1	2	100.0%	10	10	0.0%
Abduction	0	0	--	0	0	--
Robbery	0	0	--	0	0	--
Other Crimes Against a Person	0	1	--	2	2	0.0%
Total	1	3	200.0%	13	12	-7.7%



Property Crime

Actual	August			Year to Date - August		
	2021	2022	% Change	2021	2022	% Change
Arson	0	0	--	2	0	-100.0%
Break & Enter	4	1	-75.0%	12	9	-25.0%
Theft Over	0	1	--	7	4	-42.9%
Theft Under	8	6	-25.0%	27	26	-3.7%
Have Stolen Goods	0	0	--	1	0	-100.0%
Fraud	1	1	0.0%	4	4	0.0%
Mischief	7	3	-57.1%	18	7	-61.1%
Total	20	12	-40.0%	71	50	-29.6%



Drug Crime

Actual	August			Year to Date - August		
	2021	2022	% Change	2021	2022	% Change
Possession	1	1	0.0%	1	1	0.0%
Trafficking	0	0	--	2	0	-100.0%
Importation and Production	0	0	--	0	0	--
Total	1	1	0.0%	3	1	-66.7%

Actual

Possession

2021 2022

Police Services Board Report for POINT EDWARD OPP – August 2022

Clearance Rate	August			Year to Date - August		
	2021	2022	Difference	2021	2022	Difference
Violent Crime	100.0%	0.0%	-100.0%	46.2%	33.3%	-12.8%
Property Crime	10.0%	0.0%	-10.0%	7.0%	4.0%	-3.0%
Drug Crime	0.0%	100.0%	100.0%	33.3%	100.0%	66.7%
Total (Violent, Property & Drug)	13.6%	6.2%	-7.4%	13.8%	11.1%	-2.7%

100%
80%
60%
40%
20%
0%

Violent Crim... Property Cri... Drug Crime Total (Viole...)

2021 2022

Unfounded	August			Year to Date - August		
	2021	2022	% Change	2021	2022	% Change
Total (Violent, Property & Drug)	0	0	--	6	3	-50.0%

0 2 4 6

Actual	August			Year to Date - August		
	2021	2022	% Change	2021	2022	% Change
Criminal Record Checks	2	2	0.0%	4	14	250.0%
Vulnerable Sector Screening Checks	6	5	-16.7%	26	60	130.8%

Criminal Record ... Vulnerable Secto...

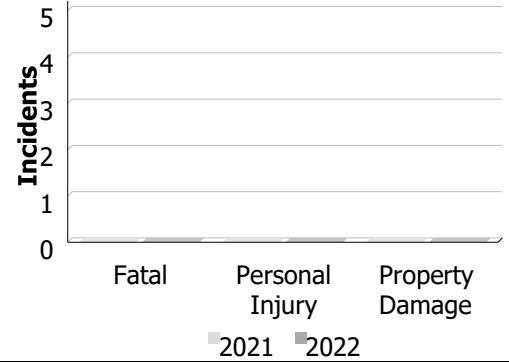
0 2 4 6

2021 2022

**Police Services Board Report for POINT EDWARD OPP
August - 2022**

Motor Vehicle Collisions by Type

Incidents	August			Year to Date - August		
	2021	2022	% Change	2021	2022	% Change
Fatal	0	0	--	0	0	--
Personal Injury	0	0	--	0	0	--
Property Damage	0	0	--	0	0	--
Total	0	0	--	0	0	--



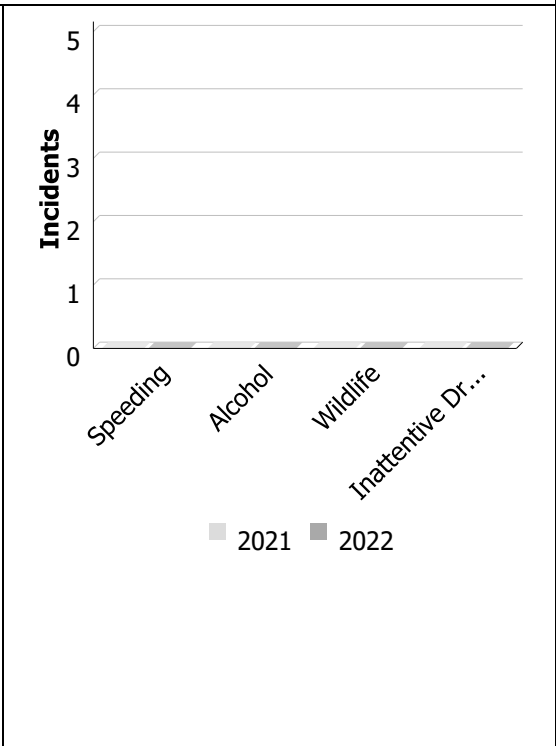
Fatalities in Detachment Area

Incidents		August			Year to Date - August		
		2021	2022	% Change	2021	2022	% Change
Motor Vehicle Collision	Fatal Incidents	0	0	--	0	0	--
	Alcohol Related	0	0	--	0	0	--
Off-Road Vehicle	Fatal Incidents	0	0	--	0	0	--
	Alcohol Related	0	0	--	0	0	--
Motorized Snow Vehicle	Fatal Incidents	0	0	--	0	0	--
	Alcohol Related	0	0	--	0	0	--
Persons Killed		August			Year to Date - August		
		2021	2022	% Change	2021	2022	% Change
Motor Vehicle Collision		0	0	--	0	0	--
Off-Road Vehicle		0	0	--	0	0	--
Motorized Snow Vehicle		0	0	--	0	0	--

Police Services Board Report for POINT EDWARD OPP
Collision Reporting System
August – 2022

Primary Causal Factors in Fatal Motor Vehicle Collisions

Incidents	August			Year to Date - August		
	2021	2022	% Change	2021	2022	% Change
Speeding as a contributing factor	0	0	0	0	0	0
Where alcohol is involved	0	0	0	0	0	0
Wildlife as a contributing factor	0	0	0	0	0	0
Inattentive driver as a contributing factor	0	0	0	0	0	0
Persons Killed	August			Year to Date - August		
	2021	2022	% Change	2021	2022	% Change
Seatbelt as a contributing factor	0	0	0	0	0	0



Police Services Board Report for POINT EDWARD OPP 2022/Aug

Public Complaints	
Policy	0
Service	0
Conduct	0

Secondary Employment

Daily Activity Reporting Patrol Hours
--

Total Hours	2022/Aug
Number of Cruiser Patrol Hours	36.50
Number of Motorcycle Patrol Hours	0.00
Number of Marine Patrol Hours	25.50
Number of ATV Patrol Hours	0.00
Number of Snowmobile Patrol Hours	0.00
Number of Bicycle Patrol Hours	0.00
Number of Foot Patrol Hours	5.25
Number of School Patrol Hours	0.00

FALSE ALARM INCIDENTS

JULY

E220757114	04JUL22	1557	1555 Venetian Blvd	
E220759246	05JUL22	0653	1555 Venetian Blvd	
E220761391	05JUL22	1607	1555 Venetian Blvd	
E220762516	05JUL22	2113	301 Front Street	
E220763453	06JUL22	1834	1555 Venetian Blvd	
E220766430	06JUL22	1834	519 Helena Street	
E220821404	18JUL22	0851	1351 Venetian Blvd	
E220844917	23JUL22	0625	133 Kendall	
E220858121	25JUL22	2330	611 St Clair Street	
E220859431	26JUL22	1041	704 Mara Street	
E220889792	31JUL22	2215	611 St Clair Street	
911 HANG UPS				
E220773042	08JUL22	0826	1555 Venetian Blvd	
E220797097	13JUL22	0807	611 St Clair Street	

AUGUST

E220900744	03AUG22	0444	1 Riverfront Road	
E220987596	21AUG22	2215	500 Errol Road West	
E220991842	22AUG22	2312	161 Kendall Street	
E220995014	23AUG22	1717	704 Mara Street, Unit 3	
911 HANG UPS				
E220910828	06AUG22	1031	1400 Venetian Blvd	
E221010090	26AUG22	2309	1492 Venetian Blvd	

Community Safety /Media Relations

JULY and AUGUST 2022 – Point Edward focus

Objectives of the CSO/Media Relations

- Distribute media releases in relation to the BIG4 corporately driven driving behaviours, impaired driving, aggressive driving, distracted driving and lack of seatbelt use.
- Seek community involvement by utilizing media releases with regard to property crimes such as break and enter, theft, mischief, drugs and wanted persons, with proven success.
- Engage with community partners to deliver educational programs on topics such as fraud, internet safety, youth and the law and drug awareness.
- Work collaboratively with the Lambton Crime Unit, Community Street Crimes Unit, Operational Analyst and Sarnia-Lambton Crime Stoppers.
- Use social media to help promote upcoming OPP events
- Work closely with the Auxiliary Unit to assist in any upcoming events

NUMBER OF TARGETED MEDIA RELEASES:

A total of 24 **media releases** were distributed for the month of **July**.

A total of 13 **media releases** were distributed for the month of **August**.

PUBLIC EDUCATION CAMPAIGNS:

- On July 13, the CSO provided coverage for Tim Horton's Camp Day and showcased the officers who took part at multiple locations though the county.
- On July 14, 'Lock it or Lose it' messaging was posted, to help prevent theft from unlocked vehicles.
- On July 20, the CSO attended the Wyoming library and conducted a presentation to parents on 'Internet safety for children.'
- The CSO arranged for two separate presentations at an EarlyON center in Sarnia. The OPP Marine unit and K9 unit spoke to the children in the program. SPS was requested prior to OPP involvement but did not wish to take part.
- A preparedness reminder was posted on July 20 after strong winds began causing issues for swimmers on Lake Huron.
- The 'Big Squeeze' fundraiser was held on Aug 3, and OPP participants were showcased via social media.
- Two separate RIDE SMART cycling education programs were organized during this reporting period. The program educates children, grades 4-7 on safety equipment and safe cycling, teaching them skills like emergency braking, controlled turning, hand signals and obstacle crossing.

OTHER NEWS

- The Lambton CSO has been providing content to the Sarnia Lambton Crime Stoppers to showcase crime in the area with their "Crime of the Week" segment both on the SLCS website and radio broadcasts weekly.
- The CSO continues to broadcast emergency road closure information on social media platforms, to efficiently reach the greatest audience.
- On July 22, a reminder was posted for the public to contact police at the onset of suspicious activity, to facilitate an effective investigation.
- The Lambton CSO has been actively building and improving relationships with local, regional, and international news outlets through email correspondence and phone interviews.



Theft of ORV from Lambton Shores – July 06



OPP West Region @OPP_WR · 3h

Another #LambtonOPP officer taking part in @TimHortons #CampDay. S/Sgt Vanroboys is having a great time engaging with the community while working the drive-thru window. 100% of coffee or iced coffee purchases today goes toward sending youth to camp. Come support camp day! ^jb



S/Sgt Vanroboys attended for Tim Horton's Camp Day – July 13



OPP West Region @OPP_WR · 2s

...

Reminder that Golf carts are not considered motor vehicles and are not permitted on roadways in @CountyofLambton. Many don't have seatbelts, horns, lighting, permits or insurance to be operating on the road. #LambtonOPP will be enforcing applicable laws in the coming weeks. ^jb



OPP West Region @OPP_WR · 1s

...

This messaging comes after complaints from residents in the Port Franks area. Lets keep the golf carts on the course or within the campground. ^jb



CRIME & TRAFFIC – JULY / AUGUST 2022

COMMUNITY STREET CRIME UNIT:

- CSCU continued to meet with confidential sources to discuss potential troubled areas for drug trafficking.

AREA CRIME SERGEANT:

- In June police were called to a suspected human trafficking incident in Point Edward – Crime Unit engaged
 - Victim didn't want to co-operate – victim services provided
- Lambton OPP continue to investigate the drug issues surrounding Lambton County and the influx of organized crime.
- Being a border town, close to Sarnia, CBSA and Point Edward officers must be aware of these issues.

TRAFFIC:

- During this reporting period OPP members conducted 22 separate traffic enforcement initiatives
- Seven (7) Provincial Offence Notices were issued during this reporting period
- There were 5 Motor Vehicle Collisions reported to police during July and August 2022. There were no injuries nor fatalities associated to these incidents
- Three (3) RIDE checks were completed
- Two (2) Impaired Drivers were arrested

CALLS FOR SERVICE



300 calls in total
(please note all calls not reflected below)

911 (4)	Noise Complaint (3)
Alarm (16)	Prop check (40)
Ambulance Assist (0)	Neighbour Dispute (2)
Animal (5)	POA (28)
Assault (2)	Police Assist (18)
Attempt Suicide (0)	Police Information (10)
Bail Violation (1)	Prevent Breach (5)
Break Enter (3)	Property related (12)
By-Law (2)	RIDE (3)
Community Service (5)	Suspicious Package (1)
Counterfeit (2)	Suspicious Person (13)
Disturb Peace (1)	Suspicious Vehicle (1)
Domestic / Family (4)	Theft (19)
Drug Offences (3)	Threat (2)
Impaired (1)	Traffic Complaint (0)
Insecure check (0)	Traffic Enforcement (12)
Landlord/Tenant (4)	Traffic Hazard (1)
Liquor Licence Act (1)	Trespass (6)
Marine (7)	Trouble Youth (2)
MHA (1)	Unwanted Person (8)
Mischief (5)	Weapons (0)
MVC (5)	

LAMBTON OPP CONTACT INFORMATION

OPP CALLS FOR SERVICE:

When you need to report an incident or wish to speak with an officer,

The numbers below will connect you to the nearest OPP Communications Centre throughout Ontario.

1-888-310-1122 1-888-310-1133 (TTY)

9-1-1 EMERGENCY

If you call 9-1-1 for an emergency:

- Give your exact location. Include address and town or city as this will enable call taker to either handle the information or transfer you to the proper 9-1-1 centre.
- Give your telephone number including the area code.
- Advise the nature of your call.
- Listen to the call takers instructions - depending on the location and type of incident, you may be transferred.
- Stay on the line until advised to hang up.

DETACHMENT HOURS / CONTACT INFO:

Point Edward	(Municipal)	102 St. Clair Street Point Edward, ON N7V 1N7	519-336-8691 519-336-5011 fax	Mon – Thurs & every other Friday 8-4 pm
Lambton OPP Petrolia	Main Admin Centre	4224 Oil Heritage Rd. P.O. Box 400 Petrolia, ON N0N 1R0	519-882-1011 519-882-1014 fax	Mon – Fri 8-4 pm
St. Clair Township	(Satellite)	392 Lyndoch Street, Corunna, ON N0N 1G0	519-862-4680 519-862-1544 fax	Mon – Thurs & every other Friday 8-4 pm
Grand Bend	(May thru September only)	58 Main Street Grand Bend, ON N0M 1T0	519-238-2345	May - September

CALLING INTO THE DETACHMENT:

- When calling the detachment at the above numbers you will receive an automated greeting.
- **Press 1** if you need to report an incident or speak with an officer, this will transfer you to call taking
- **Press 2** if you wish to speak with the administrative personnel during the above noted business hours. After hours you may leave a non-urgent message that will be followed-up on the next business day. Do not leave a request for assistance message

OUTSIDE PHONE * If you attend an office and the doors are locked or it is after hours – please pick up the phone outside of the detachment and you will be connected directly to the OPP Communications

CRIMINAL RECORD CHECKS:

All Vulnerable/Criminal Record Checks are now completed online, please visit opp.ca/recordchecks

CANADIAN ANTI-FRAUD CENTRE:

The Canadian Anti-Fraud Centre (CAFC) is the central agency in Canada that collects information and criminal intelligence on such matters as mass marketing fraud (i.e.: telemarketing), advance fee fraud (i.e.: West African letters), Internet fraud and identification theft complaints.

If you wish to report a fraud or require information on a possible fraud contact the Canadian anti- fraud centre;

Phone: 1-888-495-8501 OR E-mail: info@antifraudcentre.ca

CRIME STOPPERS:

You may contact Crime Stoppers from anywhere in Ontario at 1-800-222-8477, or by leaving an anonymous Web-Tip at [TipSoft - Web Tips Submission](#)

CITIZENS SELF REPORTING:

You have the option to report select occurrences to the OPP from your computer or mobile device using the OPP's [Citizen Self Reporting](#) system.

Use this system to report:

1. Lost/missing property under \$5,000
2. Stolen license plates or validation stickers
3. Theft from a vehicle under \$5,000
4. Mischief/damage to a vehicle under \$5,000
5. Mischief/damage to property (other than a vehicle) under \$5,000
6. Theft under \$5,000
7. Driving Complaint

FRONTLINE SUPPORT UNIT (FSU):

The Frontline Support Unit (FSU) program is a differential response strategy that focuses on call management. This includes responsibility for the OPP's Citizen Self-Reporting (CSR) system which is an online police reporting system for members of the public to report specific occurrences directly to the OPP via the Internet. The FSU model will offer a call handling alternative for select calls for service allowing the deployment of resources to critical incidents or member engagement in proactive police activities. Through the use of technology, the OPP continues to improve our processes and service delivery in support of its vision.