



**POINT EDWARD POLICE SERVICES BOARD**  
**Detachment Commander C.C. (CHRIS) AVERY**

SEPTEMBER/  
OCTOBER  
2021

# CALLS FOR SERVICE BILLING WORKGROUPS



**Drugs** Includes trafficking, production, and importation of drugs including marihuana, cocaine, heroin, crystal meth or other controlled substances. It also includes occurrences related to indoor/outdoor grow labs.

**Drug Possession** Includes all occurrences where the most serious violation is possession of marihuana, cocaine, heroin, crystal meth or other controlled substance. It also includes other minor drug related offences.

**Operational** calls for service are non-criminal events that police attend to. These include animal complaints, non-criminal domestic disturbances, missing persons, noise complaints, property – lost or found, sudden deaths, and assist public calls.

**Operational 2** Includes false alarms, keep the peace and 911 calls/911 hang-ups. Due to the higher frequency of these calls, they have been separated out from the 'Operational' category and allocated a lower time standard. Traffic incidents are excluded.

**Other Criminal Code Violations** The majority of offences counted in the Other Criminal Code Offences group are criminal offences that are not directed to people or related to property. It is similar to the group that Statistics Canada uses when reporting 'Other Criminal Code'. These include prostitution, offensive weapons, bail violations, counterfeiting, disturb the peace, indecent acts, breach of probation, and bribery.

**Property Crime Violations** This category is similar to the group that Statistics Canada uses when reporting 'Property Crimes'. These include arson, break and enter, theft, possession of stolen goods, mischief, identity theft, and some frauds.

**Statutes & Acts** Includes provincial statutes, primarily the Mental Health Act, Landlord Tenant Act and Trespass to property offences. It also includes custody dispute calls.

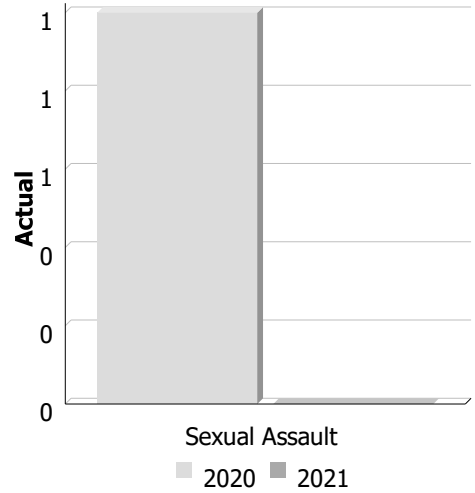
**Traffic** Includes motor vehicle collisions of all severities (property damage, personal injury and fatalities) and road rage incidents reported to police.

**Violent Crimes** The majority of offences counted in the Violent Crimes group are crimes against persons. This category is similar to the group that Statistics Canada uses when reporting 'Violent Crimes'. These include homicides, attempted murders, assaults, threats and robberies.

**Police Services Board Report for POINT EDWARD OPP**  
**Records Management System – September 2021**

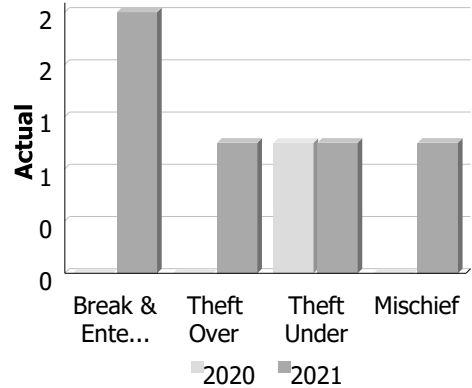
**Violent Crime**

Actual	September			Year to Date - September		
	2020	2021	% Change	2020	2021	% Change
Murder	0	0	--	0	0	--
Other Offences Causing Death	0	0	--	0	0	--
Attempted Murder	0	0	--	0	0	--
Sexual Assault	1	0	-100.0%	4	1	-75.0%
Assault	0	0	--	6	10	66.7%
Abduction	0	0	--	1	0	-100.0%
Robbery	0	0	--	0	0	--
Other Crimes Against a Person	0	0	--	5	2	-60.0%
<b>Total</b>	<b>1</b>	<b>0</b>	<b>-100.0%</b>	<b>16</b>	<b>13</b>	<b>-18.8%</b>



**Property Crime**

Actual	September			Year to Date - September		
	2020	2021	% Change	2020	2021	% Change
Arson	0	0	--	0	1	--
Break & Enter	0	2	--	4	14	250.0%
Theft Over	0	1	--	2	8	300.0%
Theft Under	1	1	0.0%	19	27	42.1%
Have Stolen Goods	0	0	--	2	1	-50.0%
Fraud	0	0	--	7	4	-42.9%
Mischief	0	1	--	26	18	-30.8%
<b>Total</b>	<b>1</b>	<b>5</b>	<b>400.0%</b>	<b>60</b>	<b>73</b>	<b>21.7%</b>



## Drug Crime

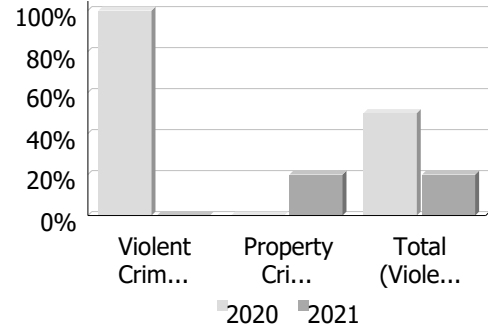
Actual	September			Year to Date - September		
	2020	2021	% Change	2020	2021	% Change
Possession	0	0	--	0	1	--
Trafficking	0	0	--	0	1	--
Importation and Production	0	0	--	0	0	--
<b>Total</b>	<b>0</b>	<b>0</b>	<b>--</b>	<b>0</b>	<b>2</b>	<b>--</b>



Data source date: 23 OCT 21 Report Generated on: Oct 27, 2021 12:28:41 PM PP-CSC-Operational Planning-4300

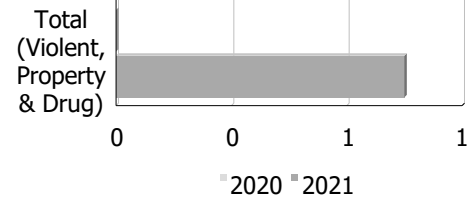
## Clearance Rate

Clearance Rate	September			Year to Date - September		
	2020	2021	Difference	2020	2021	Difference
Violent Crime	100.0%	--	--	75.0%	46.2%	-28.8%
Property Crime	0.0%	20.0%	20.0%	11.7%	8.2%	-3.4%
Drug Crime	--	--	--	--	50.0%	--
<b>Total (Violent, Property &amp; Drug)</b>	<b>50.0%</b>	<b>20.0%</b>	<b>-30.0%</b>	<b>28.8%</b>	<b>14.8%</b>	<b>-14.0%</b>



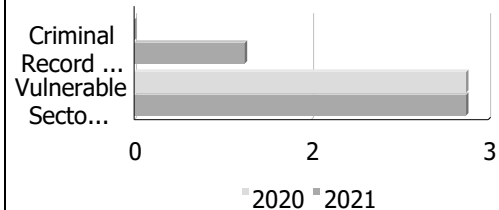
## Unfounded

Unfounded	September			Year to Date - September		
	2020	2021	% Change	2020	2021	% Change
Total (Violent, Property & Drug)	0	1	--	5	7	40.0%



## Criminal Record/Vulnerable Sector Screening Checks

Actual	September			Year to Date - September		
	2020	2021	% Change	2020	2021	% Change
Criminal Record Checks	2	1	0.0%	10	6	-6%
Vulnerable Sector Screening Checks	18	17	0.0%	47	46	-98%



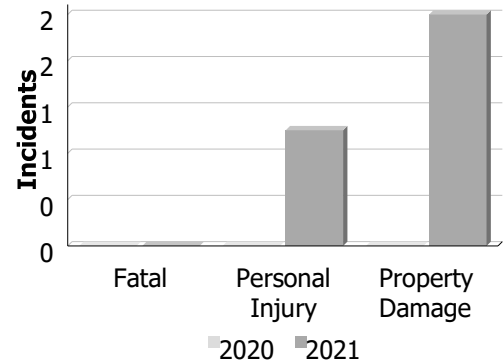
Data contained within this report is dynamic in nature and numbers will change over time as the Ontario Provincial Police continue to investigate and solve crime. **Data Utilized** - Major Crimes

# Police Services Board Report for POINT EDWARD OPP

## Collision Reporting System September - 2021

### Motor Vehicle Collisions by Type

Incidents	September			Year to Date - September		
	2020	2021	% Change	2020	2021	% Change
Fatal	0	0	--	0	0	--
Personal Injury	0	1	--	2	1	-50.0%
Property Damage	0	2	--	11	15	36.4%
<b>Total</b>	<b>0</b>	<b>3</b>	<b>--</b>	<b>13</b>	<b>16</b>	<b>23.1%</b>



### Fatalities in Detachment Area

Incidents		September			Year to Date - September		
		2020	2021	% Change	2020	2021	% Change
Motor Vehicle Collision	Fatal Incidents	0	0	--	0	0	--
	Alcohol Related	0	0	--	0	0	--
Off-Road Vehicle	Fatal Incidents	0	0	--	0	0	--
	Alcohol Related	0	0	--	0	0	--
Motorized Snow Vehicle	Fatal Incidents	0	0	--	0	0	--
	Alcohol Related	0	0	--	0	0	--
Persons Killed		September			Year to Date - September		
		2020	2021	% Change	2020	2021	% Change
Motor Vehicle Collision		0	0	--	0	0	--
Off-Road Vehicle		0	0	--	0	0	--
Motorized Snow Vehicle		0	0	--	0	0	--

**Data source date:**

2021/10/26

**Report Generated on:**

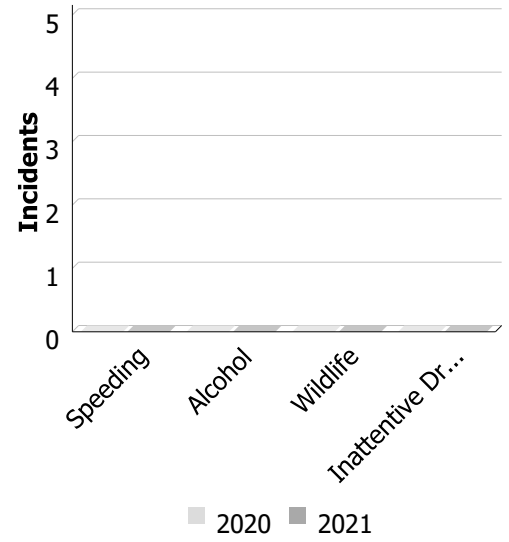
Oct 27, 2021 12:24:20 PM

PP-CSC-Operational Planning-4300

**Police Services Board Report for POINT EDWARD OPP**  
**Collision Reporting System September - 2021**

**Primary Causal Factors in Fatal Motor Vehicle Collisions**

Incidents	September			Year to Date - September		
	2020	2021	% Change	2020	2021	% Change
Speeding as a contributing factor	0	0	0	0	0	0
Where alcohol is involved	0	0	0	0	0	0
Wildlife as a contributing factor	0	0	0	0	0	0
Inattentive driver as a contributing factor	0	0	0	0	0	0
Persons Killed	September			Year to Date - September		
	2020	2021	% Change	2020	2021	% Change
Seatbelt as a contributing factor	0	0	0	0	0	0



**Data Utilized**

- SQL online application reporting system – OPP CRS 2.3.09  
 Collision Reporting System Business Intelligence Cube **Data source**  
**date: 2021/10/26**  
 e RMS All Offence Level Business Intelligence Cube

**Report Generated on:**

**Police Services Board Report for POINT EDWARD OPP -  
SEPTEMBER 2021**

<b>Public Complaints</b>	
Policy	0
Service	0
Conduct	0

**Date information collected from Professional Standards Bureau Commander Reports:** 2021-10-27 **Data Source**

Ontario Provincial Police, Professional Standards Bureau Commander Reports

- Includes all public policy, service and conduct complaints submitted to the Office of the Independent Police Review Director (OIPRD)

<b>Secondary Employment</b>

<b>Daily Activity Reporting Patrol Hours</b>
--

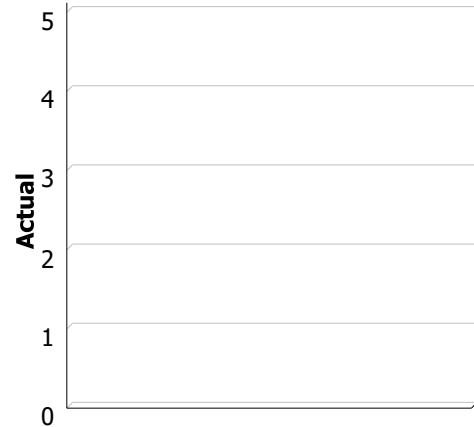
<b>Total Hours</b>	<b>2021/Sep</b>
Number of Cruiser Patrol Hours	13.50
Number of Motorcycle Patrol Hours	0.00
Number of Marine Patrol Hours	2.00
Number of ATV Patrol Hours	0.00
Number of Snowmobile Patrol Hours	0.00
Number of Bicycle Patrol Hours	0.00
Number of Foot Patrol Hours	12.25
Number of School Patrol Hours	0.00

**Data source (Daily Activity Reporting System) date:** 2021/10/30 PP-CSC-Operational Planning-4300

**Police Services Board Report for POINT EDWARD OPP**  
**Records Management System October - 2021**

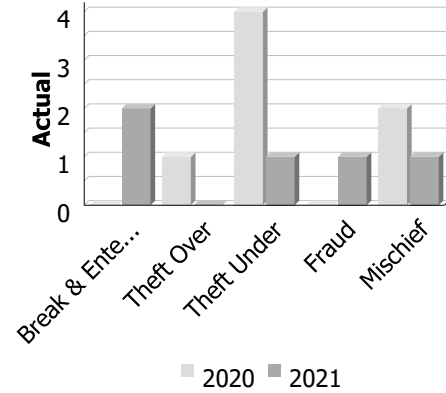
**Violent Crime**

Actual	October			Year to Date - October		
	2020	2021	% Change	2020	2021	% Change
Murder	0	0	--	0	0	--
Other Offences Causing Death	0	0	--	0	0	--
Attempted Murder	0	0	--	0	0	--
Sexual Assault	0	0	--	4	1	-75.0%
Assault	0	0	--	6	10	66.7%
Abduction	0	0	--	1	0	-100.0%
Robbery	0	0	--	0	0	--
Other Crimes Against a Person	0	0	--	5	2	-60.0%
<b>Total</b>	<b>0</b>	<b>0</b>	<b>--</b>	<b>16</b>	<b>13</b>	<b>-18.8%</b>



**Property Crime**

Actual	October			Year to Date - October		
	2020	2021	% Change	2020	2021	% Change
Arson	0	0	--	0	1	--
Break & Enter	0	2	--	4	16	300.0%
Theft Over	1	0	-100.0%	3	8	166.7%
Theft Under	4	1	-75.0%	23	28	21.7%
Have Stolen Goods	0	0	--	2	1	-50.0%
Fraud	0	1	--	7	5	-28.6%
Mischief	2	1	-50.0%	28	19	-32.1%
<b>Total</b>	<b>7</b>	<b>5</b>	<b>-28.6%</b>	<b>67</b>	<b>78</b>	<b>16.4%</b>



**Drug Crime**

Actual	October			Year to Date - October		
	2020	2021	% Change	2020	2021	% Change
Possession	0	0	--	0	1	--
Trafficking	0	0	--	0	1	--



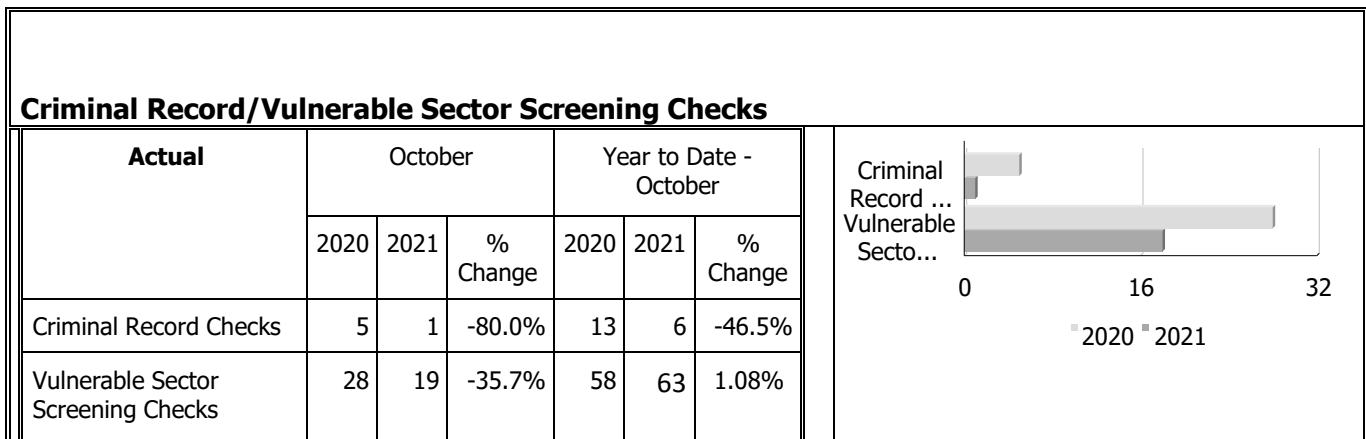
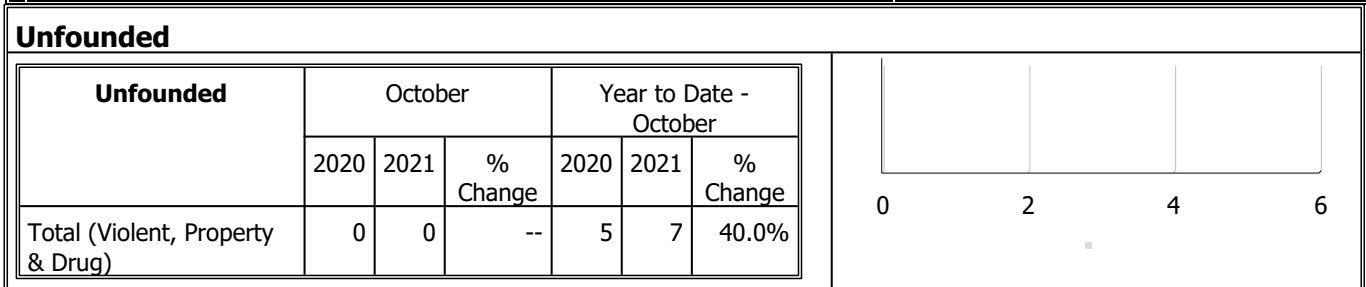
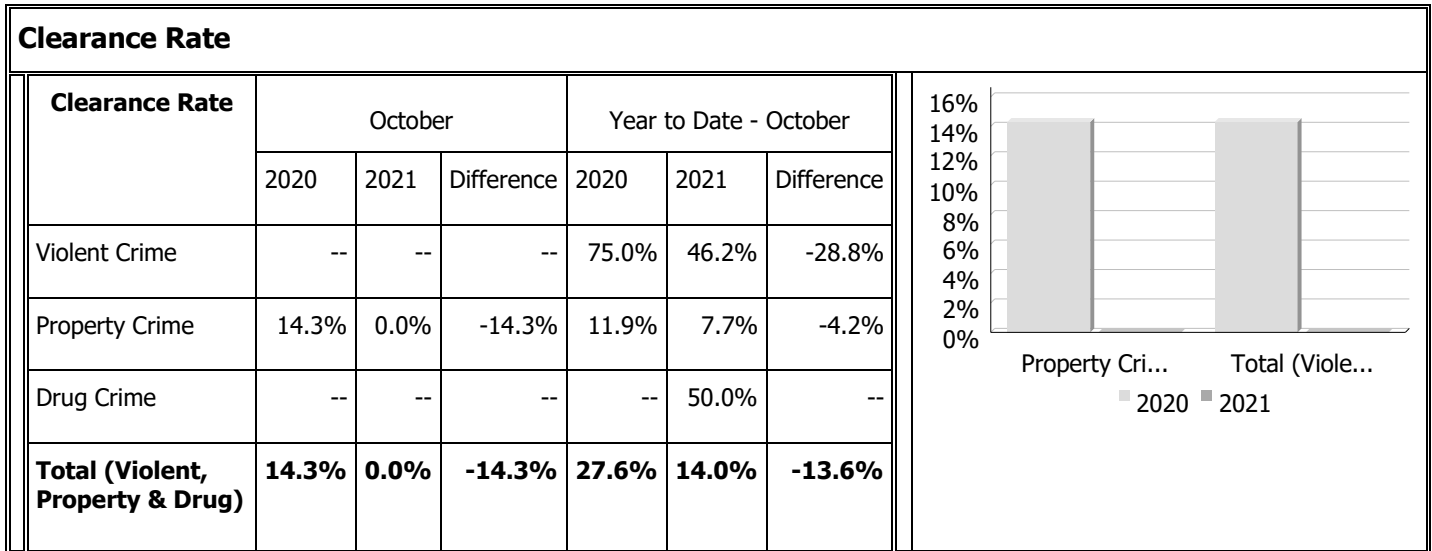


Importation and Production	0	0	--	0	0	--
<b>Total</b>	<b>0</b>	<b>0</b>	<b>--</b>	<b>0</b>	<b>2</b>	<b>--</b>

**Data source date:**  
2021/10/23

**Report Generated on:**  
Oct 27, 2021 12:30:25 PM  
PP-CSC-Operational Planning-4300

**Police Services Board Report for POINT EDWARD OPP**  
**Records Management System**  
**October - 2021**

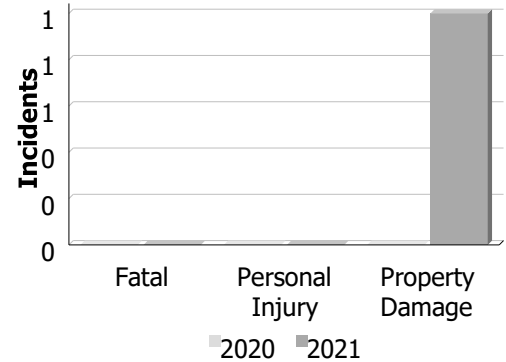


Data contained within this report is dynamic in nature and numbers will change over time as the Ontario Provincial Police continue to investigate and solve crime. **Data Utilized** - Major Crimes- Niche RMS All Offence Level Business Intelligence Cube **Data source date:** **Report Generated on:** 2021/10/23 Oct 27, 2021 12:30:25 PM PP-CSC-Operational Planning-4300

**Police Services Board Report for POINT EDWARD OPP**  
**Collision Reporting System**  
**OCTOBER 2021**

**Motor Vehicle Collisions by Type**

Incidents	October			Year to Date - October		
	2020	2021	% Change	2020	2021	% Change
Fatal	0	0	--	0	0	--
Personal Injury	0	0	--	2	1	-50.0%
Property Damage	0	1	--	11	16	45.5%
<b>Total</b>	<b>0</b>	<b>1</b>	<b>--</b>	<b>13</b>	<b>17</b>	<b>30.8%</b>



**Fatalities in Detachment Area**

Incidents		October			Year to Date - October		
		2020	2021	% Change	2020	2021	% Change
Motor Vehicle Collision	Fatal Incidents	0	0	--	0	0	--
	Alcohol Related	0	0	--	0	0	--
Off-Road Vehicle	Fatal Incidents	0	0	--	0	0	--
	Alcohol Related	0	0	--	0	0	--
Motorized Snow Vehicle	Fatal Incidents	0	0	--	0	0	--
	Alcohol Related	0	0	--	0	0	--
Persons Killed		October			Year to Date - October		
		2020	2021	% Change	2020	2021	% Change
Motor Vehicle Collision		0	0	--	0	0	--
Off-Road Vehicle		0	0	--	0	0	--
Motorized Snow Vehicle		0	0	--	0	0	--

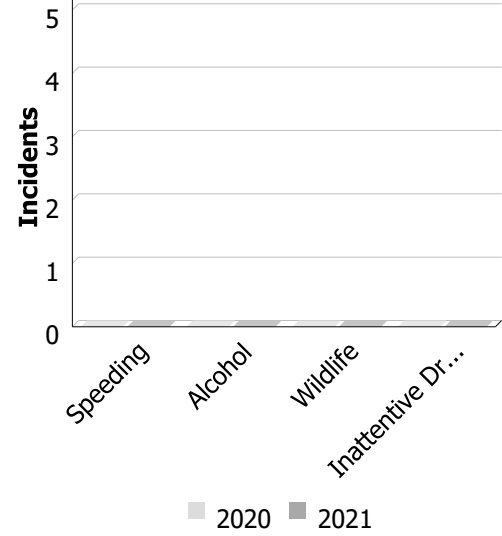
**Detachment:** 6M - LAMBTON

**Location code(s):** 6M03-PETROLIA (Point Edward (MI)), 6M60-LAMBTON (Point Edward), 6M61-LAMBTON(Point Edward (MI))

**Police Services Board Report for POINT EDWARD OPP**  
**Collision Reporting System**  
**October - 2021**

**Primary Causal Factors in Fatal Motor Vehicle Collisions**

Incidents	October			Year to Date - October		
	2020	2021	% Change	2020	2021	% Change
Speeding as a contributing factor	0	0	0	0	0	0
Where alcohol is involved	0	0	0	0	0	0
Wildlife as a contributing factor	0	0	0	0	0	0
Inattentive driver as a contributing factor	0	0	0	0	0	0
Persons Killed	October			Year to Date - October		
	2020	2021	% Change	2020	2021	% Change
Seatbelt as a contributing factor	0	0	0	0	0	0



**Data Utilized** - SQL online application reporting system – OPP  
**Detachment:** 6M – LAMBTON **Location code(s):** 6M03-  
 PETROLIA (Point Edward (MI)), 6M60-LAMBTON (Point Edward),  
 CRS 2.3.09 - Collision Reporting System Business Intelligence Cube  
 6M61-LAMBTON(Point Edward (MI))

**Police Services Board Report for POINT EDWARD OPP  
OCTOBER 2021**

<b>Public Complaints</b>	
Policy	0
Service	0
Conduct	0

**Date information collected from Professional Standards Bureau Commander Reports:** 2021-10-27 **Data Source**

Ontario Provincial Police, Professional Standards Bureau Commander Reports

- Includes all public policy, service and conduct complaints submitted to the Office of the Independent Police Review Director (OIPRD)

<b>Secondary Employment</b>

<b>Daily Activity Reporting Patrol Hours</b>
--

<b>Total Hours</b>	<b>2021/Oct</b>
Number of Cruiser Patrol Hours	17.50
Number of Motorcycle Patrol Hours	0.00
Number of Marine Patrol Hours	0.00
Number of ATV Patrol Hours	0.00
Number of Snowmobile Patrol Hours	0.00
Number of Bicycle Patrol Hours	0.00
Number of Foot Patrol Hours	15.50
Number of School Patrol Hours	0.00

**Data source (Daily Activity Reporting System) date:** 2021/11/01  
3:47:45 PM PP-CSC-Operational Planning-4300

**Report Generated on:** Nov 1, 2021

## Community Safety /Media Relations

### September and October 2021 – Point Edward focus

#### Objectives of the CSO/Media Relations

- Distribute media releases in relation to the BIG4 corporately driven driving behaviours; impaired driving, aggressive driving, distracted driving and lack of seatbelt use.
- Seek community involvement by utilizing media releases with regard to property crimes such as break and enter, theft, mischief, drugs and wanted persons; with proven success.
- Prepare and distribute media releases in relation to major incidents throughout Lambton County.
- Work collaboratively with the Lambton Crime Unit, Community Street Crimes Unit, Operational Analyst and Sarnia-Lambton Crime Stoppers.
- Use social media to help promote upcoming OPP events
- Work closely with the Auxiliary Unit to assist in any upcoming events

#### NUMBER OF TARGETED MEDIA RELEASES:

A total of **30 media releases** were distributed for the month of **September**.

- Three specific to Point Edward events.

A total of **31 media releases** were distributed for the month of **October**.

- Two specific to Point Edward events.

#### PUBLIC EDUCATION CAMPAIGNS:

- On September 30<sup>th</sup>, a proactive media release was posted regarding the 'Borderfest' events taking place in Point Edward. Higher traffic and pedestrian volumes were expected and conveyed through the release.
- In attempts to combat local speed complaints in Point Edward, social media posts were added showcasing local and regional assets being utilized.
- 'Operation Impact' traffic initiative was showcased prior to Thanksgiving weekend, reminding motorists of the importance of adhering to speed limits, utilizing safety equipment and driver sobriety.
- A media release was posted to contact police when situations arise, to enable a proper investigation to be initiated. This stemmed from a suspicious person occurrence that was not brought to police attention until after town Council members were advised.
- A reminder was posted to social media that farm machinery would be out in full force during harvest time and to drive with caution and have patience while maneuvering around such implements.

## OTHER NEWS:

- The Lambton CSO has been providing content to the Sarnia Lambton Crime Stoppers to showcase crime in the area with their “Crime of the Week” segment both on the SLCS website and radio broadcasts weekly.
- The Lambton CSO conducted radio interviews with local media outlets after items had been thrown from local overpasses at motorists on Hwy 402. This sparked conversation in the community which led to names of possible involved parties.
- A stolen vehicle was recovered and an individual charged after being located at a local Point Edward establishment.
- A total of 7 media releases have now been posted regarding the homicide on Walpole Island First Nation.
- A social media post was added, congratulating Probationary Constables Gonzalez and Cecile for their achievements in their careers with Lambton OPP.



CSCU warrant results from 14 Sept, 2021



OPP West Region @OPP\_WR · 2m

...

This truck was stopped by members of [#LambtonOPP](#) last night. The driver had struck an animal somewhere in [@PureMichigan](#) and continued to drive. The driver was charged and vehicle was taken out of service until properly repaired. [#ObstructedView](#) [#SmashedWindshield](#) [#Transport](#) ^jb



1



3



CMV driver stopped on Hwy 402 after entering Canada 21 Sept, 2021.



OPP West Region @OPP\_WR · 1s

...

Members of the OPP West Region Traffic Incident Management Enforcement (T.I.M.E.) team are in [@PointEdward](#) today to conduct speed enforcement. The officers will focus on areas where [#LambtonOPP](#) have received complaints of speeding vehicles. [#SlowDown](#) ^jb



1



1



Regional TIME team assisting with speed enforcement in Point Edward 21 Sept, 2021.



OPP West Region @OPP\_WR · 1s

...

#LambtonOPP is taking part in "Operation Impact" this weekend Oct 8-11. The traffic safety initiative focuses on excessive speed, impaired drivers and improper seatbelt use. Collisions and injuries resulting from the above ARE avoidable. The way you drive is EVERYONES business^jb



Operation Impact post 07 Oct, 2021.



OPP West Region @OPP\_WR · 1s

...

#LambtonOPP are aware of the commercial traffic backup on Hwy 402. Commercial drivers are reminded to not block on/off ramps and not to utilize the passing lane unless absolutely necessary. Attempting to jump the line is a selfish move and has negative effects on other traffic^jb



CMV traffic back-up on Hwy 402 14 Oct, 2021.





OPP West Region  
@OPP\_WR

...

Congratulations to [#LambtonOPP](#) probationary Constables PC. Gonzalez and PC. Cecile who recently earned their “night wings.” This means they can now ride without their coach officers, giving them the ability to attend calls and perform enforcement on their own!  
^jb



10:30 AM · Oct 13, 2021 · Twitter for iPhone

PC Gonzalez and PC Cecile get their 'Night Wings' 13 Oct, 2021.

## CRIME & TRAFFIC – SEPTEMBER/OCTOBER 2021

### COMMUNITY STREET CRIME UNIT:

- CSCU currently has two open drug trafficking investigations ongoing. Several days of observations have been completed
- CSCU is assisting with one CIB Drug Overdose Death investigation
- CSCU continues to assist uniform officers with follow up and intelligence on thefts in Point Edward

### AREA CRIME SERGEANT:

- There were no Benchmark incidents in Point Edward during this reporting period.
- Members of the Lambton County Crime Unit are in the final stages of a complicated overdoses death investigation which occurred on February 3, 2021.
- Lambton County Crime Unit preparing court disclosure for arson which occurred May 8 on Fort St.

### TRAFFIC:

- During this reporting period members of Lambton County OPP in addition to West Region Highway Safety Division conducted ongoing speed enforcement throughout Point Edward.
- 89 separate traffic enforcement initiatives were conducted with a total of 29 Provincial Offence Notices being issued.
- There were no incidents of impaired driving recording during this reporting period.

## Point Edward Calls For Service – September/October 2021

406 calls in total (please note all calls not reflected below)

911 (7)	Alarm (13)	Ambulance Assist (11)	Animal (4)
Assault (1)	Attempt Suicide (3)	Bail Violation (0)	Comm Serv (5)
Disturb Peace (1)	Domestic / Family (7)	Drug Offences (2)	Weapons (0)
Break Enter (8)	Cyber (0)	MHA (3)	Mischief (4)
Prev. Breach (0)	MVC (13)	Prop check (62)	
Noise Compl (8)	Police Assist (6)	Police Info (8)	Prop related (10)
RIDE (2)	CRC (38)	Susp Person (22)	Susp Veh (5)
Theft (6)	Threat (0)	Traffic Compl (17)	Tr Enforce (89)
Trespass (8)	Trouble Youth (4)	Unwanted Person (12)	Warrants (3)
Impaired (0)	Suspension (0)	Insecure check (0)	
Well Being (0)	POA (29)	Liquor Licence Act (7)	By Law (0)
Marine (2)	Missing Persons (1)		

<b>FALSE ALARM OCCURRENCE CONFIRMATION</b>	
Point Edward OPP 102 St. Clair St. Point Edward	01 September 2021 – 30 September 2021
	MONTHLY REPORT
The Village of POINT EDWARD	Select Month: SEPTEMBER
<b>OCCURRENCE INFORMATION</b>	

Occurrence Number:	Date:	Time:	Location:	Officer Attended:	
				YES	NO
E210603379	01 Sep 21	0703	167 Kendall St	<input checked="" type="checkbox"/>	<input type="checkbox"/>
E210615266	03 Sep 21	1445	158 Victoria Av	<input type="checkbox"/>	<input checked="" type="checkbox"/>
E210635821	07 Sep 21	0639	167 Kendall St	<input checked="" type="checkbox"/>	<input type="checkbox"/>
E210643958	08 Sep 21	2230	137 Michigan Av	<input checked="" type="checkbox"/>	<input type="checkbox"/>
E210648743	10 Sep 21	0511	601 Michigan Av	<input checked="" type="checkbox"/>	<input type="checkbox"/>
E210666840	14 Sep 21	0700	2000 Venetian Bv	<input checked="" type="checkbox"/>	<input type="checkbox"/>
E210613272	25 Sep 21	0324	503 Michigan Av	<input checked="" type="checkbox"/>	<input type="checkbox"/>
				<input type="checkbox"/>	<input type="checkbox"/>
<b>911 CALLS</b>				<input type="checkbox"/>	<input type="checkbox"/>
				<input type="checkbox"/>	<input type="checkbox"/>
E210618878	04 Sep 21	0327	1492 Venetian Bv	<input checked="" type="checkbox"/>	<input type="checkbox"/>
E210644210	09 Sep 21	0109	1492 Venetian Bv	<input checked="" type="checkbox"/>	<input type="checkbox"/>
E210700482	21 Sep 21	2318	712 Houser St	<input checked="" type="checkbox"/>	<input type="checkbox"/>
				<input type="checkbox"/>	<input type="checkbox"/>
				<input type="checkbox"/>	<input type="checkbox"/>
				<input type="checkbox"/>	<input type="checkbox"/>
				<input type="checkbox"/>	<input type="checkbox"/>

<b>Lambton County Administration:</b>		<b>Signature:</b>
<i>S/Sgt. Ross Stuart #10344</i>		

<b>FALSE ALARM OCCURRENCE CONFIRMATION</b>	
<b>Point Edward OPP</b> <b>102 St. Clair St. Point Edward</b>	<b>01 October 2021 – 31 October 2021</b>
	<b>MONTHLY REPORT</b>
<b>The Village of</b> <b>POINT EDWARD</b>	<b>Select Month:   OCTOBER</b>

**OCCURRENCE INFORMATION**

Occurrence Number:	Date:	Time:	Location:	Officer Attended:	
				YES	NO
E210774469	09 Oct 21	0326	167 Kendall St	<input checked="" type="checkbox"/>	<input type="checkbox"/>
E210778143	09 Oct 21	1839	609 Helena St	<input checked="" type="checkbox"/>	<input type="checkbox"/>
E210826425	21 Oct 21	0035	167 Kendall St	<input checked="" type="checkbox"/>	<input type="checkbox"/>
E210826739	21 Oct 21	0443	167 Kendall St	<input checked="" type="checkbox"/>	<input type="checkbox"/>
E210829321	21 Oct 21	1733	1383 Venetian Bv	<input checked="" type="checkbox"/>	<input type="checkbox"/>
E210842621	24 Oct 21	2124	167 Kendall St	<input checked="" type="checkbox"/>	<input type="checkbox"/>
				<input checked="" type="checkbox"/>	<input type="checkbox"/>
				<input type="checkbox"/>	<input type="checkbox"/>
<b>911 CALLS</b>				<input type="checkbox"/>	<input type="checkbox"/>
				<input type="checkbox"/>	<input type="checkbox"/>
E210780793	10 Oct 21	1104	616 St. Clair St	<input checked="" type="checkbox"/>	<input type="checkbox"/>
E210844338	25 Oct 21	1225	1498 Venetian Bv	<input checked="" type="checkbox"/>	<input type="checkbox"/>
E210845305	25 Oct 21	1630	1555 Venetian Bv	<input checked="" type="checkbox"/>	<input type="checkbox"/>
E210846641	26 Oct 21	0522	1400 Venetian Bv	<input checked="" type="checkbox"/>	<input type="checkbox"/>
				<input checked="" type="checkbox"/>	<input type="checkbox"/>
				<input checked="" type="checkbox"/>	<input type="checkbox"/>
				<input type="checkbox"/>	<input type="checkbox"/>

**SIGNATURE AND VERIFICATION**

<b>Lambton County Administration:</b>	<b>Signature:</b>
<b>S/Sgt. Ross Stuart #10344</b>	

# LAMBTON OPP CONTACT INFORMATION



## OPP CALLS FOR SERVICE:

When you need to report an incident or wish to speak with an officer,

The numbers below will connect you to the nearest OPP Communications Centre throughout Ontario.

1-888-310-1122 1-888-310-1133 (TTY)

## 9-1-1 EMERGENCY

 If you call 9-1-1 for an emergency:

- Give your exact location. Include address and town or city as this will enable call taker to either handle the information or transfer you to the proper 9-1-1 centre.
- Give your telephone number including the area code.
- Advise the nature of your call.
- Listen to the call takers instructions - depending on the location and type of incident, you may be transferred.
- Stay on the line until advised to hang up.

## DETACHMENT HOURS / CONTACT INFO:

Point Edward	(Municipal)	102 St. Clair Street Point Edward, ON N7V 1N7	519-336-8691 519-336-5011 fax	Mon – Thurs & every other Friday 8-4 pm
Lambton OPP Petrolia	Main Admin Centre	4224 Oil Heritage Rd. P.O. Box 400 Petrolia, ON N0N 1R0	519-882-1011 519-882-1014 fax	Mon – Fri 8-4 pm
St. Clair Township	(Satellite)	392 Lyndoch Street, Corunna, ON N0N 1G0	519-862-4680 519-862-1544 fax	Mon – Thurs & every other Friday 8-4 pm
Grand Bend	(May thru September only)	58 Main Street Grand Bend, ON N0M 1T0	519-238-2345	May - September

### **CALLING INTO THE DETACHMENT:**

- When calling the detachment at the above numbers you will receive an automated greeting.
- **Press 1** if you need to report an incident or speak with an officer, this will transfer you to call taking
- **Press 2** if you wish to speak with the administrative personnel during the above noted business hours.  
After hours you may leave a non-urgent message that will be followed-up on the next business day. Do not leave a request for assistance message

***OUTSIDE PHONE \* If you attend an office and the doors are locked or it is after hours – please pick up the phone outside of the detachment and you will be connected directly to the OPP Communications***

### **CRIMINAL RECORD CHECKS:**

For a complete list of requirements and information on how to apply for Criminal Record Checks, Police Information Checks and Police Vulnerable Sector Checks click the link below;

[Ontario Provincial Police | Criminal Record Checks](#)

### **CANADIAN ANTI-FRAUD CENTRE:**

The [Canadian Anti-Fraud Centre](#) (CAFC) is the central agency in Canada that collects information and criminal intelligence on such matters as mass marketing fraud (i.e.: telemarketing), advance fee fraud (i.e.: West African letters), Internet fraud and identification theft complaints.

If you wish to report a fraud or require information on a possible fraud contact the Canadian anti-fraud centre;

Phone: 1-888-495-8501 OR E-mail: [info@antifraudcentre.ca](mailto:info@antifraudcentre.ca)

### **CRIME STOPPERS:**

You may contact Crime Stoppers from anywhere in Ontario at 1-800-222-8477, or by leaving an anonymous Web-Tip at [TipSoft - Web Tips Submission](#)

## **CITIZENS SELF REPORTING:**

You have the option to report select occurrences to the OPP from your computer or mobile device using the OPP's Citizen Self Reporting system.

Use this system to report:

1. Lost/missing property under \$5,000
2. Stolen license plates or validation stickers
3. Theft from a vehicle under \$5,000
4. Mischief/damage to a vehicle under \$5,000
5. Mischief/damage to property (other than a vehicle) under \$5,000
6. Theft under \$5,000
7. Driving Complaint

## **FRONTLINE SUPPORT UNIT (FSU):**

The Frontline Support Unit (FSU) program is a differential response strategy that focuses on call management. This includes responsibility for the OPP's Citizen Self-Reporting (CSR) system which is an online police reporting system for members of the public to report specific occurrences directly to the OPP via the Internet. The FSU model will offer a call handling alternative for select calls for service allowing the deployment of resources to critical incidents or member engagement in proactive police activities. Through the use of technology, the OPP continues to improve our processes and service delivery in support of its vision.